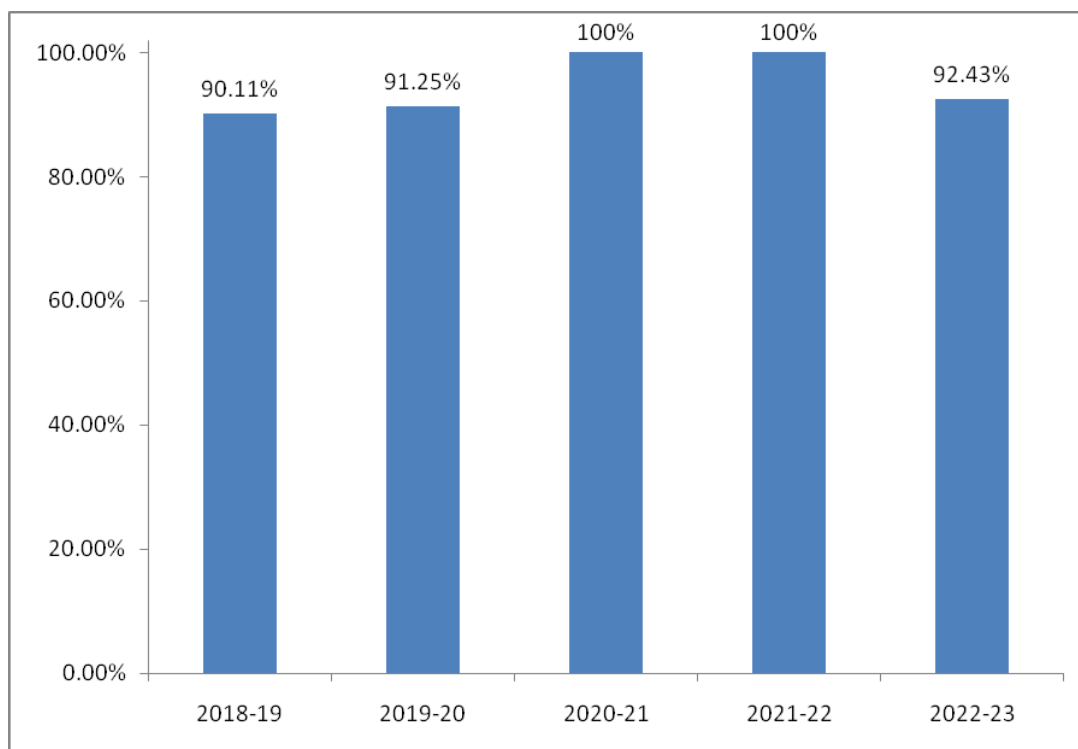


Department of Engg. Sciences and Allied Engg.

Result from 2018-2019 to 2022-2023

Percentage of passing with ATKT

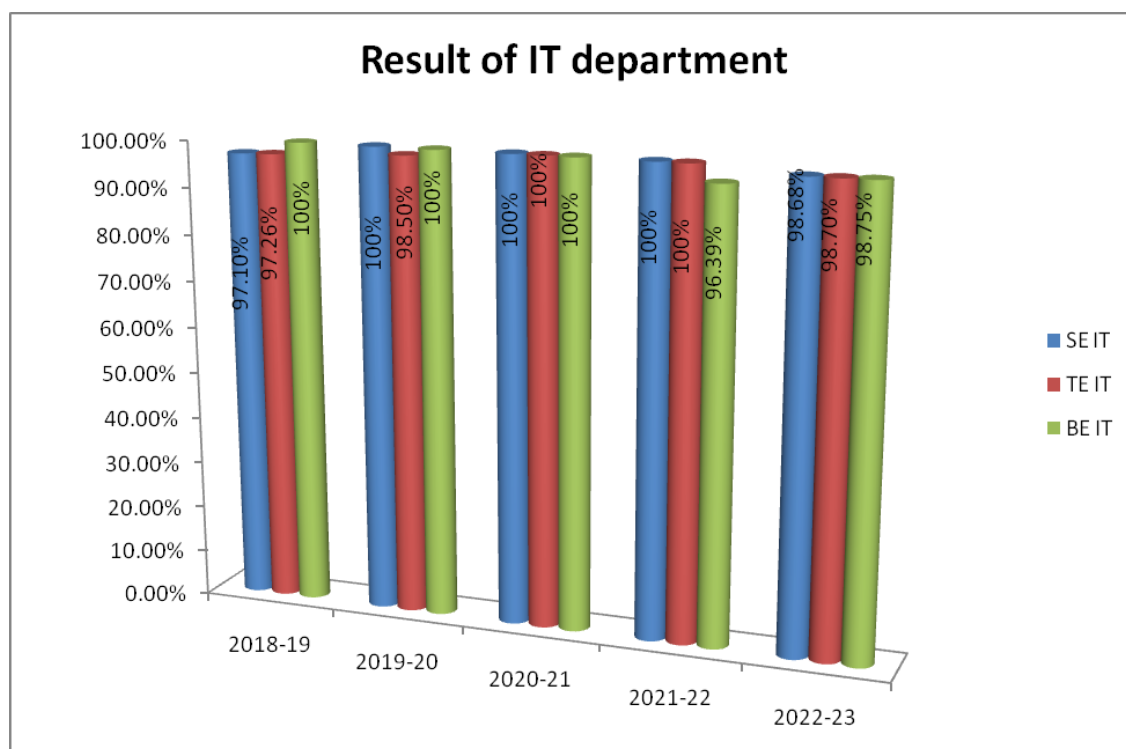


Academic Year	Percentage of passing with ATKT
2022-23	92.43%
2021-22	100%
2020-21	100%
2019-20	91.25%
2018-19	90.11%

Department of Information Technology

Result from 2018-2019 to 2022-2023

Percentage of passing with ATKT

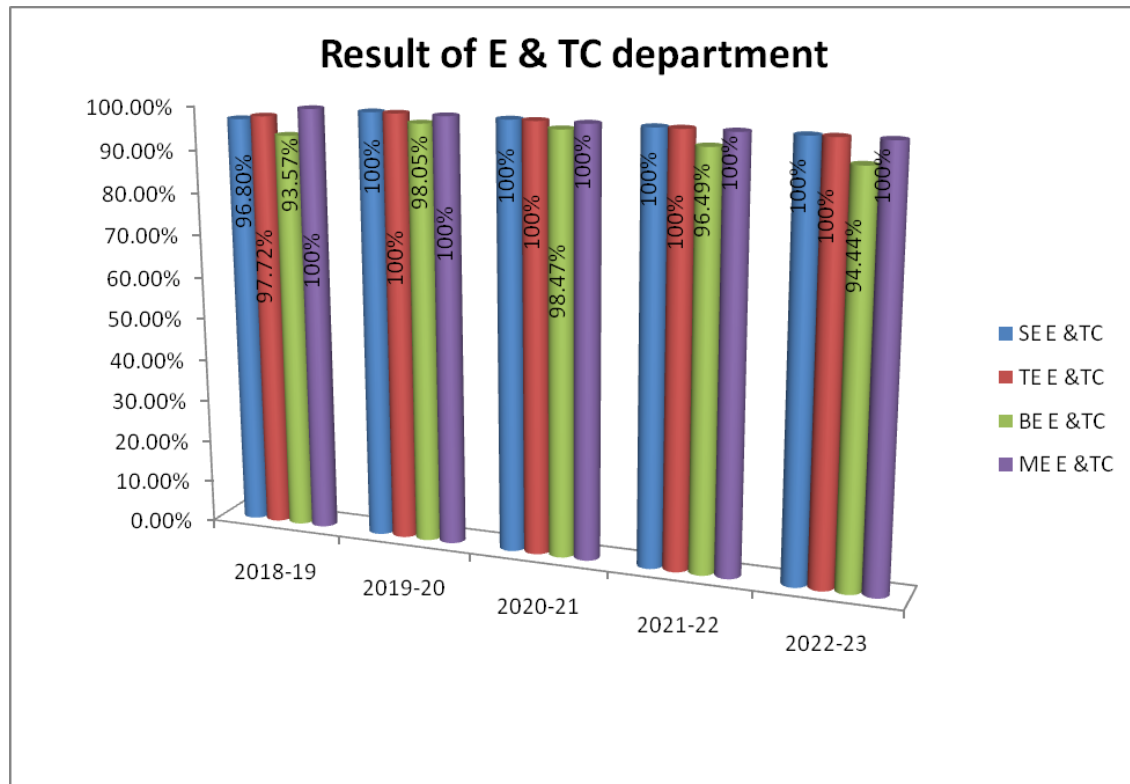


Academic Year	Percentage of passing with ATKT		
	SE	TE	BE
2022-23	98.68%	98.70%	98.75%
2021-22	100%	100%	96.39%
2020-21	100%	100%	100%
2019-20	100%	98.50%	100%
2018-19	97.10%	97.26%	100%

Department of Electronics and Telecommunication

Result from 2018-2019 to 2022-2023

Percentage of passing with ATKT

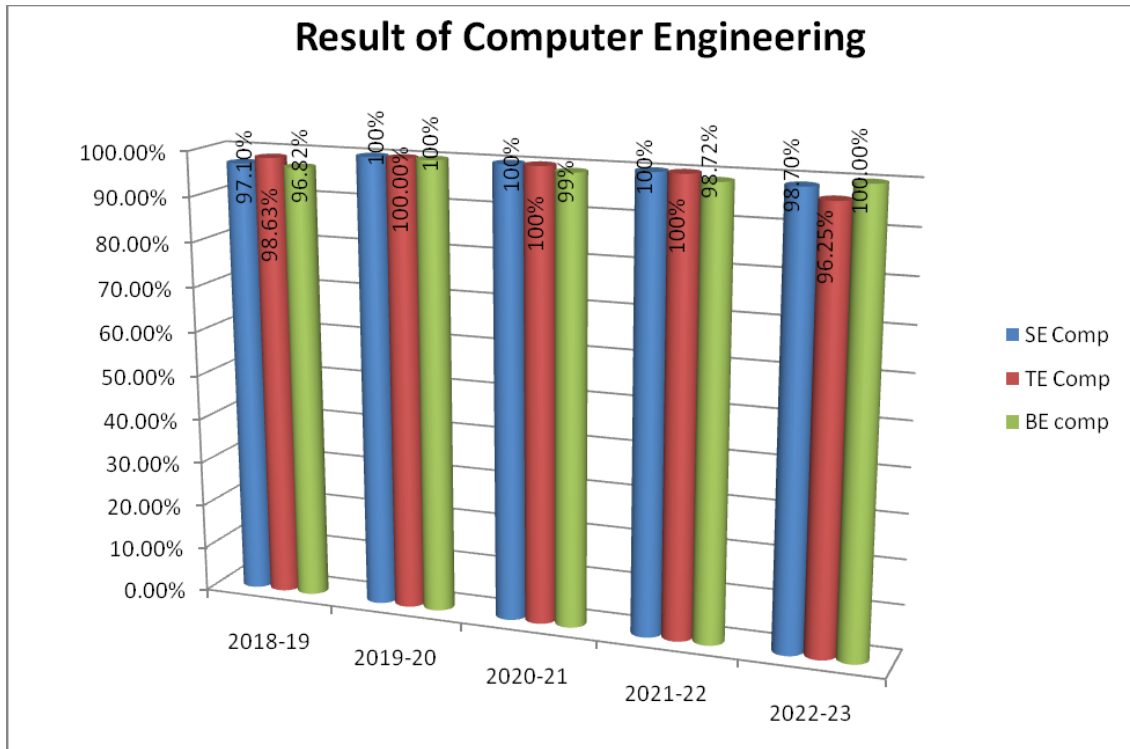


Academic Year	Percentage of passing with ATKT			
	SE	TE	BE	ME(VLSI & Embedded)
2022-23	98.68%	98.70%	98.75%	100%
2021-22	100%	100%	96.39%	100%
2020-21	100%	100%	100%	100%
2019-20	100%	98.50%	100%	100%
2018-19	97.10%	97.26%	100%	100%

Department of Computer Engineering

Result from 2018-2019 to 2022-2023

Percentage of passing with ATKT



Academic Year	Percentage of passing with ATKT		
	SE	TE	BE
2022-23	98.70%	96.25%	100.00%
2021-22	100%	100%	99%
2020-21	100%	100%	99%
2019-20	100%	100%	100%
2018-19	97.10%	98.63%	96.82%