



Bharati Vidyapeeth's College of Engineering for Women, Pune-43

1.4.2

Feedback Process & Feedback Report A.Y. 2023-2024

Feedback Process



The centralized feedback committee of the Institute collects the online feedbacks from institute stakeholders from time to time. Feedback from students, teachers, alumni, and employers are intensively applied for enhancing the overall development of the Institution. At the end of every semester, the committee collects and analyzes the department wise faculty course feedback from students for a comprehensive progression of the course teachers. The committee also obtains the feedback on syllabus and its transition in the institution from students as well as teachers at the end of every academic semester. The analysis of the feedback is discussed by the institute representatives at the time of syllabus setting meetings organized by respective Board of Studies (BoS) faculty members in association with university. Each department conducts a graduate exit survey of final-year students about the teaching-learning process, curriculum, co-curricular extracurricular activities, infrastructure facilities, Training/Placement activities, continuous improvements, and industry supports. The feedback committee collects the feedback of alumni at the time of the annual alumni meet to strengthen the bond between the Institute and alumni for getting the sponsorship for the projects, internships, and to schedule, the alumni talk. Feedback committee also collects the feedback of employers to bridge the gap between industry and academia for better employment opportunities. The corrective action plan is implemented after discussions of the Head of the Institute with Heads of the departments.

Bharati Vidyapeeth's College of Engineering for Women, Pune-43

Department of Information Technology

Date:

To,

Staff Name Department

Name, B.V.C.O.E.W,

Pune-43

Subject – Faculty Feedback Analysis and Improvement /Appreciation.

Dear Sir/Madam,

The faculty feedback analysis for the <academic year> semester-<I> is summarized as below.

1. Satisfactory Score:
2. Improvement Score:

Based on the analysis and remarks from the students of <class> for the subject <Course Name> you are advised to improve the following:

1	
2	
3	

Failure to improve the same will lead to disciplinary action.

Appreciation –

HoD

Principal

CC: - -HOD

-Establishment

-Faculty



Bharati Vidyapeeth's College of Engineering for Women, Katraj, Dhankawadi, Pune

Feedback Analysis

Title : BVCOEW-External Examiners' Feedback for B.E.(IT) Project Phase-2 Examination for Term-2 A. Y. 23-24

Academic Year : 2023-24

Total number of response(s) : 16

Question	Understanding of Problem Statement			
Answer	Value	No. of response(s)	Response value	Response %
● Excellent	5	9	45	56.25
● Good	4	6	24	37.50
● Average	3	1	3	6.25
● Poor	2	0	0	0.00
Performance				90.00



Question	Analysis of the Project			
Answer	Value	No. of response(s)	Response value	Response %
● Excellent	5	3	15	18.75
● Good	4	12	48	75.00
● Average	3	1	3	6.25
● Poor	2	0	0	0.00
Performance				82.50



Question	Level of Literature Survey			
Answer	Value	No. of response(s)	Response value	Response %
● Excellent	5	5	25	31.25
● Good	4	9	36	56.25
● Average	3	2	6	12.50
● Poor	2	0	0	0.00
Performance				83.75



Question	Understanding of Project Design			
Answer	Value	No. of response(s)	Response value	Response %
● Excellent	5	7	35	43.75
● Good	4	8	32	50.00
● Average	3	1	3	6.25
● Poor	2	0	0	0.00
Performance				87.50



Question	Skill Level of the students for actual implementation			
Answer	Value	No. of response(s)	Response value	Response %
● Excellent	5	5	25	31.25
● Good	4	9	36	56.25
● Average	3	2	6	12.50
● Poor	2	0	0	0.00
Performance				83.75



Question	Utility of the project for Industry or society			
Answer	Value	No. of response(s)	Response value	Response %
● Excellent	5	6	30	37.50
● Good	4	9	36	56.25
● Average	3	1	3	6.25
● Poor	2	0	0	0.00
Performance				86.25



Question	Potential for taking the project ahead to user level			
Answer	Value	No. of response(s)	Response value	Response %
● Excellent	5	5	25	31.25
● Good	4	9	36	56.25
● Average	3	2	6	12.50
● Poor	2	0	0	0.00
Performance				83.75



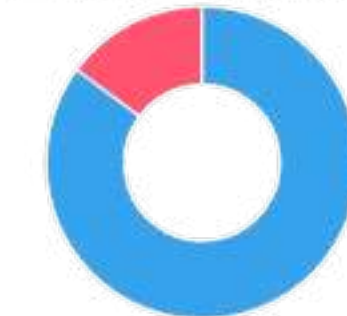
Question	Soft Skills - Communication Skills, Team spirit(if any for working in group) & Presentation of project work			
Answer	Value	No. of response(s)	Response value	Response %
● Excellent	5	5	25	31.25
● Good	4	11	44	68.75
● Average	3	0	0	0.00
● Poor	2	0	0	0.00
Performance				86.25



Question	Efforts in making the prototype of the solution and testing			
Answer	Value	No. of response(s)	Response value	Response %
● Excellent	5	3	15	18.75
● Good	4	12	48	75.00
● Average	3	1	3	6.25
● Poor	2	0	0	0.00
Performance				82.50



Legend: Achieved (blue), Scope for improvement (red)



Achieved 85 | Scope for improvement 15

Interpretation and Action Taken

Enter interpretation and action taken for this feedback.



Bharati Vidyapeeth's College of Engineering for Women, Katraj, Dhankawadi, Pune


Feedback Analysis

Title : External Supervisor Feedback for TE(23-24) Information Technology Internship

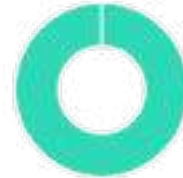
Academic Year : 2023-24

Total number of response(s) : 3

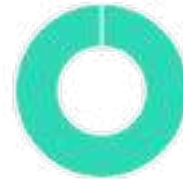
Question	Rating to be given for internship done by respective intern; Technical knowledge			
Answer	Value	No. of response(s)	Response value	Response %
Poor	0	0	0	0.00
Average	1	0	0	0.00
Good	3	0	0	0.00
Excellent	5	3	15	100.00
Performance				100.00



Question	Rating to be given for internship done by respective intern; Discipline and Punctuality			
Answer	Value	No. of response(s)	Response value	Response %
Poor	0	0	0	0.00
Average	1	0	0	0.00
Good	2	0	0	0.00
Excellent	3	3	9	100.00
Performance				100.00



Question	Rating to be given for internship done by respective intern; Commitment and Willingness to do the work			
Answer	Value	No. of response(s)	Response value	Response %
Poor	0	0	0	0.00
Average	1	0	0	0.00
Good	2	0	0	0.00
Excellent	3	3	9	100.00
Performance				100.00



Question	Rating to be given for internship done by respective intern; Communication Skills			
Answer	Value	No. of response(s)	Response value	Response %
Poor	0	0	0	0.00
Average	1	0	0	0.00
Good	2	0	0	0.00
Excellent	3	3	9	100.00
Performance				100.00

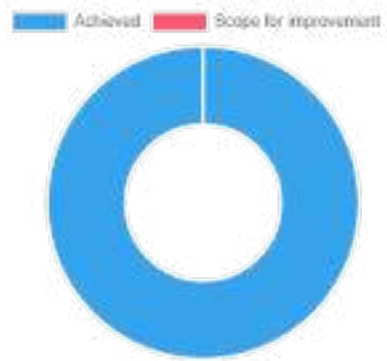


Question	Rating to be given for internship done by respective intern; Individual work			
Answer	Value	No. of response(s)	Response value	Response %
Poor	0	0	0	0.00
Average	1	0	0	0.00
Good	2	0	0	0.00
Excellent	3	3	9	100.00
Performance				100.00



Question	Rating to be given for internship done by respective intern; Team work and Leadership			
Answer	Value	No. of response(s)	Response value	Response %
Poor	0	0	0	0.00
Average	1	0	0	0.00
Good	2	0	0	0.00
Excellent	3	3	9	100.00
Performance				100.00





Achieved 100 | Scope for improvement 0

Interpretation and Action Taken

Enter interpretation and action taken for this feedback.



Bharati Vidyapeeth's College of Engineering for Women, Katraj, Dhankawadi, Pune

Feedback Response

Title : Graduate Exit Survey A.Y. 23-24

Academic Year : 2023-24

Class : BE DIV I - Sem II [Electronics and Telecommunication Engg]

Details : Activity

Student Name : DIPASHREE AAKKALWAR

Student Roll.No : 41101

Question	At what academic level did you enter this programme?
<input checked="" type="radio"/>	First Year
<input type="radio"/>	Direct Second Year
Question	Ability to apply knowledge of Information Technology /Computer Engg. /Electronics Engg to the solution of complex engineering problems:
<input type="radio"/>	1
<input type="radio"/>	2
<input type="radio"/>	3
<input type="radio"/>	4
<input checked="" type="radio"/>	5
Question	Ability to use appropriate techniques, skills, and modern engineering tools, instrumentation, software and hardware necessary for complex engineering practice with an understanding of their limitations.
<input type="radio"/>	1
<input type="radio"/>	2
<input type="radio"/>	3
<input type="radio"/>	4
<input checked="" type="radio"/>	5
Question	Ability to articulate ideas, communicate effectively, in writing and verbally, on complex engineering activities with the engineering community and with society at large.
<input type="radio"/>	1
<input type="radio"/>	2
<input type="radio"/>	3
<input type="radio"/>	4
<input checked="" type="radio"/>	5
Question	Ability to function effectively as an individual, and as a member or leader in diverse teams.
<input type="radio"/>	1
<input type="radio"/>	2
<input type="radio"/>	3
<input checked="" type="radio"/>	4
<input type="radio"/>	5
Question	Ability to execute responsibility professionally and ethically
<input type="radio"/>	1
<input type="radio"/>	2
<input type="radio"/>	3
<input type="radio"/>	4
<input checked="" type="radio"/>	5
Question	Name
Dipashree Deepak Akkalwar	
Question	Email
akkalwardipashree@gmail.com	
Question	Mobile No.
9284212576	
Question	I have learnt a great deal in my study
<input type="radio"/>	1
<input type="radio"/>	2
<input type="radio"/>	3
<input type="radio"/>	4
<input checked="" type="radio"/>	5

Question	I am well prepared for employment in my field
<input type="radio"/>	1
<input type="radio"/>	2
<input type="radio"/>	3
<input type="radio"/>	4
<input checked="" type="radio"/>	5
Question	The course work required in my study met my expectation
<input type="radio"/>	1
<input type="radio"/>	2
<input type="radio"/>	3
<input type="radio"/>	4
<input checked="" type="radio"/>	5
Question	Modern engineering tools were incorporated into my class and/or laboratory activities
<input type="radio"/>	1
<input type="radio"/>	2
<input type="radio"/>	3
<input type="radio"/>	4
<input checked="" type="radio"/>	5
Question	Classrooms were conducive & adequate to support teaching and learning activities
<input type="radio"/>	1
<input type="radio"/>	2
<input type="radio"/>	3
<input type="radio"/>	4
<input checked="" type="radio"/>	5
Question	The computer and laboratory equipment and facilities were satisfactory and adequate
<input type="radio"/>	1
<input type="radio"/>	2
<input type="radio"/>	3
<input type="radio"/>	4
<input checked="" type="radio"/>	5
Question	Faculty was available for assistance with my educational process
<input type="radio"/>	1
<input type="radio"/>	2
<input type="radio"/>	3
<input type="radio"/>	4
<input checked="" type="radio"/>	5
Question	The overall quality of teaching and learning activities in the programme was good
<input type="radio"/>	1
<input type="radio"/>	2
<input type="radio"/>	3
<input type="radio"/>	4
<input checked="" type="radio"/>	5
Question	Department academic Counsellors were available to help and they met my needs
<input type="radio"/>	1
<input type="radio"/>	2
<input type="radio"/>	3
<input type="radio"/>	4
<input checked="" type="radio"/>	5
Question	I would definitely recommend the programme to others
<input type="radio"/>	1
<input type="radio"/>	2
<input type="radio"/>	3
<input type="radio"/>	4
<input checked="" type="radio"/>	5
Question	Career Enrichment activities & Placements
<input type="radio"/>	1
<input type="radio"/>	2
<input type="radio"/>	3
<input type="radio"/>	4
<input checked="" type="radio"/>	5

Question	Your Plan and Miscellaneous Information.
To get the Best job..	
Question	Do you currently have job offer / offers
<input type="radio"/>	yes
<input checked="" type="radio"/>	no
Question	Do you plan to further your studies to postgraduate level
<input type="radio"/>	yes
<input checked="" type="radio"/>	no
Question	Based on your experience, what can BVCOEW improve upon?
Must concut more Industrial visits, Should Give Permissions for External Internships .. Rest Everything is Best	



Bharati Vidyapeeth's College of Engineering for Women, Katraj, Dhankawadi, Pune

Feedback Analysis

Title : Graduate Exit Survey A.Y. 23-24

Academic Year : 2023-24

Class : BE DIV I - Sem II [Electronics and Telecommunication Engg]

Details : Activity

Total number of response(s) : 71 / 72

Question	At what academic level did you enter this programme?			
Answer	Value	No. of response(s)	Response value	Response %
● First Year	1	41	41	28.87
● Direct Second Year	2	30	60	42.25
Performance				71.13



Question	Ability to apply knowledge of Information Technology /Computer Engg. /Electronics Engg to the solution of complex engineering problems:			
Answer	Value	No. of response(s)	Response value	Response %
● 1	1	26	26	7.32
● 2	2	17	34	9.58
● 3	3	14	42	11.83
● 4	4	9	36	10.14
● 5	5	5	25	7.04
Performance				45.92



Question	Ability to use appropriate techniques, skills, and modern engineering tools, instrumentation, software and hardware necessary for complex engineering practice with an understanding of their limitations.			
Answer	Value	No. of response(s)	Response value	Response %
● 1	1	29	29	8.17
● 2	2	17	34	9.58
● 3	3	11	33	9.30
● 4	4	7	28	7.89
● 5	5	7	35	9.86
Performance				44.79



Question	Ability to articulate ideas, communicate effectively, in writing and verbally, on complex engineering activities with the engineering community and with society at large.			
Answer	Value	No. of response(s)	Response value	Response %
● 1	1	23	23	6.48
● 2	2	19	38	10.70
● 3	3	13	39	10.99
● 4	4	7	28	7.89
● 5	5	9	45	12.68
Performance				48.73



Question	Ability to function effectively as an individual, and as a member or leader in diverse teams.			
Answer	Value	No. of response(s)	Response value	Response %
● 1	1	24	24	6.76
● 2	2	21	42	11.83
● 3	3	7	21	5.92
● 4	4	10	40	11.27
● 5	5	9	45	12.68
Performance				48.45



Question	Ability to execute responsibility professionally and ethically			
Answer	Value	No. of response(s)	Response value	Response %
1	1	27	27	7.61
2	2	15	30	8.45
3	3	13	39	10.99
4	4	6	24	6.76
5	5	10	50	14.08
Performance				47.89



Question	I have learnt a great deal in my study			
Answer	Value	No. of response(s)	Response value	Response %
1	1	32	32	9.01
2	2	14	28	7.89
3	3	10	30	8.45
4	4	7	28	7.89
5	5	8	40	11.27
Performance				44.51



Question	I am well prepared for employment in my field			
Answer	Value	No. of response(s)	Response value	Response %
1	1	27	27	7.61
2	2	19	38	10.70
3	3	7	21	5.92
4	4	10	40	11.27
5	5	8	40	11.27
Performance				46.76



Question	The course work required in my study met my expectation			
Answer	Value	No. of response(s)	Response value	Response %
1	1	24	24	6.76
2	2	19	38	10.70
3	3	9	27	7.61
4	4	10	40	11.27
5	5	9	45	12.68
Performance				49.01



Question	Modern engineering tools were incorporated into my class and/or laboratory activities			
Answer	Value	No. of response(s)	Response value	Response %
1	1	27	27	7.61
2	2	16	32	9.01
3	3	12	36	10.14
4	4	7	28	7.89
5	5	9	45	12.68
Performance				47.32



Question	Classrooms were conducive & adequate to support teaching and learning activities			
Answer	Value	No. of response(s)	Response value	Response %
1	1	29	29	8.17
2	2	13	26	7.32
3	3	13	39	10.99
4	4	9	36	10.14
5	5	7	35	9.86
Performance				46.48



Question	The computer and laboratory equipment and facilities were satisfactory and adequate			
Answer	Value	No. of response(s)	Response value	Response %
1	1	31	31	8.73
2	2	14	28	7.89
3	3	12	36	10.14
4	4	6	24	6.76
5	5	8	40	11.27
Performance				44.79



Question	Faculty was available for assistance with my educational process			
Answer	Value	No. of response(s)	Response value	Response %
1	1	24	24	6.76
2	2	19	38	10.70
3	3	10	30	8.45
4	4	8	32	9.01
5	5	10	50	14.08
Performance				49.01



Question	The overall quality of teaching and learning activities in the programme was good			
Answer	Value	No. of response(s)	Response value	Response %
1	1	30	30	8.45
2	2	14	28	7.89
3	3	10	30	8.45
4	4	7	28	7.89
5	5	10	50	14.08
Performance				46.76



Question	Department academic Counsellors were available to help and they met my needs			
Answer	Value	No. of response(s)	Response value	Response %
1	1	29	29	8.17
2	2	16	32	9.01
3	3	11	33	9.30
4	4	6	24	6.76
5	5	9	45	12.68
Performance				45.92



Question	I would definitely recommend the programme to others			
Answer	Value	No. of response(s)	Response value	Response %
1	1	27	27	7.61
2	2	18	36	10.14
3	3	10	30	8.45
4	4	6	24	6.76
5	5	10	50	14.08
Performance				47.04



Question	Career Enrichment activities & Placements			
Answer	Value	No. of response(s)	Response value	Response %
1	1	26	26	7.32
2	2	15	30	8.45
3	3	16	48	13.52
4	4	3	12	3.38
5	5	11	55	15.49
Performance				48.17

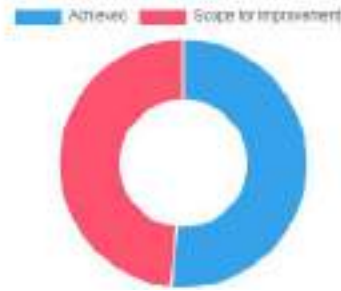


Question	Do you currently have job offer / offers			
Answer	Value	No. of response(s)	Response value	Response %
yes	1	24	24	16.90
no	2	47	94	66.20
Performance				83.10



Question	Do you plan to further your studies to postgraduate level			
Answer	Value	No. of response(s)	Response value	Response %
yes	1	35	35	24.65
no	2	36	72	50.70
Performance				75.35





Remark

Enter remark for this feedback.



Bharati Vidyapeeth's College of Engineering for Women, Katraj, Dhankawadi, Pune

Feedback Analysis

Title : Graduate Exit Survey A.Y. 23-24

Academic Year : 2023-24

Class : BE - Sem II [Information Technology]

Details : Activity

Total number of response(s) : 72 / 76

Question	At what academic level did you enter this programme?			
Answer	Value	No. of response(s)	Response value	Response %
● First Year	1	64	64	44.44
● Direct Second Year	2	8	16	11.11
Performance				55.56



Question	Ability to apply knowledge of Information Technology /Computer Engg. /Electronics Engg to the solution of complex engineering problems:			
Answer	Value	No. of response(s)	Response value	Response %
● 1	1	24	24	6.67
● 2	2	7	14	3.89
● 3	3	7	21	5.83
● 4	4	22	88	24.44
● 5	5	12	60	16.67
Performance				57.50



Question	Ability to use appropriate techniques, skills, and modern engineering tools, instrumentation, software and hardware necessary for complex engineering practice with an understanding of their limitations.			
Answer	Value	No. of response(s)	Response value	Response %
● 1	1	17	17	4.72
● 2	2	12	24	6.67
● 3	3	12	36	10.00
● 4	4	17	68	18.89
● 5	5	14	70	19.44
Performance				59.72



Question	Ability to articulate ideas, communicate effectively, in writing and verbally, on complex engineering activities with the engineering community and with society at large.			
Answer	Value	No. of response(s)	Response value	Response %
● 1	1	23	23	6.39
● 2	2	7	14	3.89
● 3	3	13	39	10.83
● 4	4	16	64	17.78
● 5	5	13	65	18.06
Performance				56.94



Question	Ability to function effectively as an individual, and as a member or leader in diverse teams.			
Answer	Value	No. of response(s)	Response value	Response %
● 1	1	20	20	5.56
● 2	2	10	20	5.56
● 3	3	9	27	7.50
● 4	4	17	68	18.89
● 5	5	16	80	22.22
Performance				59.72



Question	Ability to execute responsibility professionally and ethically			
Answer	Value	No. of response(s)	Response value	Response %
● 1	1	19	19	5.28
● 2	2	9	18	5.00
● 3	3	13	39	10.83
● 4	4	13	52	14.44
● 5	5	18	90	25.00
Performance				60.56



Question	I have learnt a great deal in my study			
Answer	Value	No. of response(s)	Response value	Response %
● 1	1	22	22	6.11
● 2	2	7	14	3.89
● 3	3	9	27	7.50
● 4	4	19	76	21.11
● 5	5	15	75	20.83
Performance				59.44



Question	I am well prepared for employment in my field			
Answer	Value	No. of response(s)	Response value	Response %
● 1	1	19	19	5.28
● 2	2	8	16	4.44
● 3	3	11	33	9.17
● 4	4	16	64	17.78
● 5	5	18	90	25.00
Performance				61.67



Question	The course work required in my study met my expectation			
Answer	Value	No. of response(s)	Response value	Response %
● 1	1	19	19	5.28
● 2	2	11	22	6.11
● 3	3	10	30	8.33
● 4	4	20	80	22.22
● 5	5	12	60	16.67
Performance				58.61



Question	Modern engineering tools were incorporated into my class and/or laboratory activities			
Answer	Value	No. of response(s)	Response value	Response %
● 1	1	19	19	5.28
● 2	2	11	22	6.11
● 3	3	13	39	10.83
● 4	4	17	68	18.89
● 5	5	12	60	16.67
Performance				57.78



Question	Classrooms were conducive & adequate to support teaching and learning activities			
Answer	Value	No. of response(s)	Response value	Response %
● 1	1	23	23	6.39
● 2	2	10	20	5.56
● 3	3	9	27	7.50
● 4	4	17	68	18.89
● 5	5	13	65	18.06
Performance				56.39



Question	The computer and laboratory equipment and facilities were satisfactory and adequate			
Answer	Value	No. of response(s)	Response value	Response %
1	1	19	19	5.28
2	2	10	20	5.56
3	3	13	39	10.83
4	4	15	60	16.67
5	5	15	75	20.83
Performance				59.17



Question	Faculty was available for assistance with my educational process			
Answer	Value	No. of response(s)	Response value	Response %
1	1	22	22	6.11
2	2	9	18	5.00
3	3	10	30	8.33
4	4	15	60	16.67
5	5	16	80	22.22
Performance				58.33



Question	The overall quality of teaching and learning activities in the programme was good			
Answer	Value	No. of response(s)	Response value	Response %
1	1	22	22	6.11
2	2	11	22	6.11
3	3	11	33	9.17
4	4	12	48	13.33
5	5	16	80	22.22
Performance				56.94



Question	Department academic Counsellors were available to help and they met my needs			
Answer	Value	No. of response(s)	Response value	Response %
1	1	23	23	6.39
2	2	10	20	5.56
3	3	11	33	9.17
4	4	12	48	13.33
5	5	16	80	22.22
Performance				56.67



Question	I would definitely recommend the programme to others			
Answer	Value	No. of response(s)	Response value	Response %
1	1	23	23	6.39
2	2	11	22	6.11
3	3	8	24	6.67
4	4	18	72	20.00
5	5	12	60	16.67
Performance				55.83



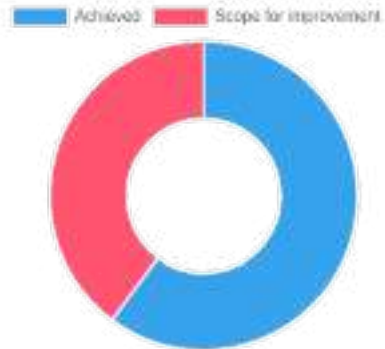
Question	Career Enrichment activities & Placements			
Answer	Value	No. of response(s)	Response value	Response %
1	1	16	16	4.44
2	2	15	30	8.33
3	3	14	42	11.67
4	4	15	60	16.67
5	5	12	60	16.67
Performance				57.78



Question	Do you currently have job offer / offers			
Answer	Value	No. of response(s)	Response value	Response %
yes	1	35	35	24.31
no	2	37	74	51.39
Performance				75.69



Question	Do you plan to further your studies to postgraduate level			
Answer	Value	No. of response(s)	Response value	Response %
● yes	1	30	30	20.83
● no	2	42	84	58.33
Performance				79.17



Achieved 60.18 | Scope for improvement 39.82

Remark

Enter remark for this feedback.



Bharati Vidyapeeth's College of Engineering for Women, Katraj, Dhankawadi, Pune

Feedback Analysis

Title : Graduate Exit Survey A.Y. 23-24

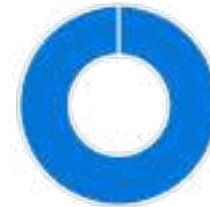
Academic Year : 2023-24

Class : BE - Sem II [Computer Engineering]

Details : Activity

Total number of response(s) : 1 / 78

Question	At what academic level did you enter this programme?			
Answer	Value	No. of response(s)	Response value	Response %
● First Year	1	1	1	50.00
● Direct Second Year	2	0	0	0.00
Performance				50.00



Question	Ability to apply knowledge of Information Technology /Computer Engg. /Electronics Engg to the solution of complex engineering problems:			
Answer	Value	No. of response(s)	Response value	Response %
● 1	1	0	0	0.00
● 2	2	1	2	40.00
● 3	3	0	0	0.00
● 4	4	0	0	0.00
● 5	5	0	0	0.00
Performance				40.00



Question	Ability to use appropriate techniques, skills, and modern engineering tools, instrumentation, software and hardware necessary for complex engineering practice with an understanding of their limitations.			
Answer	Value	No. of response(s)	Response value	Response %
● 1	1	0	0	0.00
● 2	2	1	2	40.00
● 3	3	0	0	0.00
● 4	4	0	0	0.00
● 5	5	0	0	0.00
Performance				40.00



Question	Ability to articulate ideas, communicate effectively, in writing and verbally, on complex engineering activities with the engineering community and with society at large.			
Answer	Value	No. of response(s)	Response value	Response %
1	1	0	0	0.00
2	2	1	2	40.00
3	3	0	0	0.00
4	4	0	0	0.00
5	5	0	0	0.00
Performance				40.00



Question	Ability to function effectively as an individual, and as a member or leader in diverse teams.			
Answer	Value	No. of response(s)	Response value	Response %
1	1	0	0	0.00
2	2	1	2	40.00
3	3	0	0	0.00
4	4	0	0	0.00
5	5	0	0	0.00
Performance				40.00



Question	Ability to execute responsibility professionally and ethically			
Answer	Value	No. of response(s)	Response value	Response %
1	1	0	0	0.00
2	2	1	2	40.00
3	3	0	0	0.00
4	4	0	0	0.00
5	5	0	0	0.00
Performance				40.00



Question	I have learnt a great deal in my study			
Answer	Value	No. of response(s)	Response value	Response %
1	1	0	0	0.00
2	2	1	2	40.00
3	3	0	0	0.00
4	4	0	0	0.00
5	5	0	0	0.00
Performance				40.00



Question	I am well prepared for employment in my field			
Answer	Value	No. of response(s)	Response value	Response %
1	1	0	0	0.00
2	2	1	2	40.00
3	3	0	0	0.00
4	4	0	0	0.00
5	5	0	0	0.00
Performance				40.00



Question	The course work required in my study met my expectation			
Answer	Value	No. of response(s)	Response value	Response %
1	1	0	0	0.00
2	2	1	2	40.00
3	3	0	0	0.00
4	4	0	0	0.00
5	5	0	0	0.00
Performance				40.00



Question	Modern engineering tools were incorporated into my class and/or laboratory activities			
Answer	Value	No. of response(s)	Response value	Response %
1	1	0	0	0.00
2	2	1	2	40.00
3	3	0	0	0.00
4	4	0	0	0.00
5	5	0	0	0.00
Performance				40.00



Question	Classrooms were conducive & adequate to support teaching and learning activities			
Answer	Value	No. of response(s)	Response value	Response %
1	1	0	0	0.00
2	2	1	2	40.00
3	3	0	0	0.00
4	4	0	0	0.00
5	5	0	0	0.00
Performance				40.00



Question	The computer and laboratory equipment and facilities were satisfactory and adequate			
Answer	Value	No. of response(s)	Response value	Response %
1	1	0	0	0.00
2	2	1	2	40.00
3	3	0	0	0.00
4	4	0	0	0.00
5	5	0	0	0.00
Performance				40.00



Question	Faculty was available for assistance with my educational process			
Answer	Value	No. of response(s)	Response value	Response %
1	1	0	0	0.00
2	2	1	2	40.00
3	3	0	0	0.00
4	4	0	0	0.00
5	5	0	0	0.00
Performance				40.00



Question	The overall quality of teaching and learning activities in the programme was good			
Answer	Value	No. of response(s)	Response value	Response %
1	1	0	0	0.00
2	2	1	2	40.00
3	3	0	0	0.00
4	4	0	0	0.00
5	5	0	0	0.00
Performance				40.00



Question	Department academic Counsellors were available to help and they met my needs			
Answer	Value	No. of response(s)	Response value	Response %
1	1	0	0	0.00
2	2	1	2	40.00
3	3	0	0	0.00
4	4	0	0	0.00
5	5	0	0	0.00
Performance				40.00



Question	I would definitely recommend the programme to others			
Answer	Value	No. of response(s)	Response value	Response %
1	1	0	0	0.00
2	2	1	2	40.00
3	3	0	0	0.00
4	4	0	0	0.00
5	5	0	0	0.00
Performance				40.00



Question	Career Enrichment activities & Placements			
Answer	Value	No. of response(s)	Response value	Response %
1	1	0	0	0.00
2	2	1	2	40.00
3	3	0	0	0.00
4	4	0	0	0.00
5	5	0	0	0.00
Performance				40.00



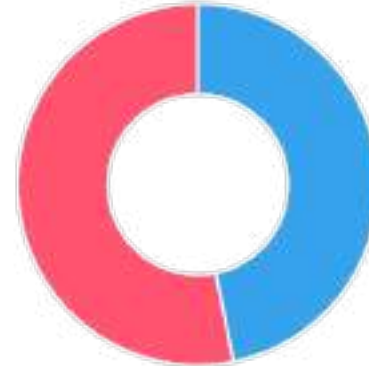
Question	Do you currently have job offer / offers			
Answer	Value	No. of response(s)	Response value	Response %
yes	1	0	0	0.00
no	2	1	2	100.00
Performance				100.00



Question	Do you plan to further your studies to postgraduate level			
Answer	Value	No. of response(s)	Response value	Response %
yes	1	0	0	0.00
no	2	1	2	100.00
Performance				100.00



Achieved Scope for improvement



Achieved 46.84 | Scope for improvement 53.16

Remark

Enter remark for this feedback.



Bharati Vidyapeeth's College of Engineering for Women, Katraj, Dhankawadi, Pune

Feedback Analysis

Title : Feedback for "Discovery Day AWS Cloud Workshop"

Academic Year : 2023-24

Class : SE - Sem II [Computer Engineering]

Details : Activity

Total number of response(s) : 0 / 0

Question	Department			
Answer	Value	No. of response(s)	Response value	Response %
● Computer	1	0	0	0.00
● I. T.	0	0	0	0.00
Performance				0

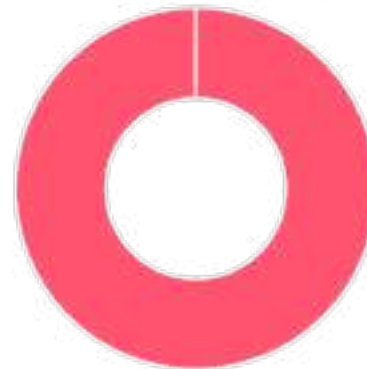
Question	Rate the training session from 1-5			
Answer	Value	No. of response(s)	Response value	Response %
● Excellent	5	0	0	0.00
● Very Good	4	0	0	0.00
● Good	3	0	0	0.00
● Average	2	0	0	0.00
● Poor	1	0	0	0.00
Performance				0

Question	Did you learn anything new about the AWS Cloud?			
Answer	Value	No. of response(s)	Response value	Response %
● Yes	1	0	0	0.00
● No	0	0	0	0.00
Performance				0

Question	Rate the trainer in terms of technical knowledge			
Answer	Value	No. of response(s)	Response value	Response %
● Excellent	5	0	0	0.00
● Very Good	4	0	0	0.00
● Good	3	0	0	0.00
● Average	2	0	0	0.00
● Poor	1	0	0	0.00
Performance				0

Question	Will you go through the AWS Academy Cloud Practitioner Program?			
Answer	Value	No. of response(s)	Response value	Response %
● Yes	1	0	0	0.00
● No	0	0	0	0.00
Performance				0

■ Achieved
 ■ Scope for improvement



Achieved 0.00 | Scope for improvement 100.00

Remark

Enter remark for this feedback.



Bharati Vidyapeeth's College of Engineering for Women, Katraj, Dhankawadi, Pune

Feedback Analysis

Title : Impact Lecture Series-2024-Session-1

Academic Year : 2023-24

Class : TE - Sem II [Computer Engineering]

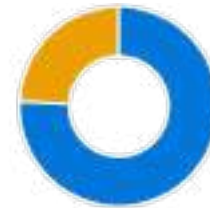
Details : Activity

Total number of response(s) : 7 / 75

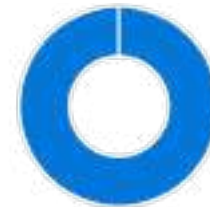
Question	. How engaging would you say the overall content was ?			
Answer	Value	No. of response(s)	Response value	Response %
● Excellent	5	4	20	57.14
● good	4	3	12	34.29
● Average	3	0	0	0.00
● poor	2	0	0	0.00
Performance				91.43



Question	Did seminar meet your Expecatations ?			
Answer	Value	No. of response(s)	Response value	Response %
● Excellent	5	5	25	71.43
● Good	4	2	8	22.86
● Average	3	0	0	0.00
● poor	2	0	0	0.00
Performance				94.29




Question	Would you attend this workshop in the future?			
Answer	Value	No. of response(s)	Response value	Response %
● Yes	5	7	35	100.00
● Maybe	4	0	0	0.00
● No	3	0	0	0.00
Performance				100.00



Question	Department			
Answer	Value	No. of response(s)	Response value	Response %
● ENTC	5	0	0	0.00
● COMP	4	7	28	80.00
● IT	3	0	0	0.00
Performance				80.00



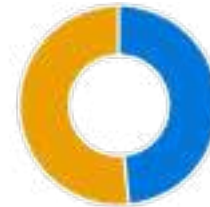
Question	Class and Division			
Answer	Value	No. of response(s)	Response value	Response %
● TE I ENTC	4	0	0	0.00
● TE II ENTC	3	0	0	0.00
● TE COMP	2	7	14	50.00
● TE IT	1	0	0	0.00
Performance				50.00



Question	The Objective of the workshop was clearly stated and met.			
Answer	Value	No. of response(s)	Response value	Response %
● Excellent	5	3	15	42.86
● Very good	4	4	16	45.71
● Good	3	0	0	0.00
● Average	2	0	0	0.00
● Satisfactory	1	0	0	0.00
Performance				88.57



Question	The information/skills presented were relevant and useful.			
Answer	Value	No. of response(s)	Response value	Response %
● Excellent	5	3	15	42.86
● Very good	4	4	16	45.71
● Good	3	0	0	0.00
● Average	2	0	0	0.00
● Satisfactory	1	0	0	0.00
Performance				88.57



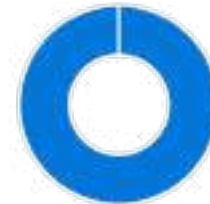
Question	The resource persons were knowledgeable.			
Answer	Value	No. of response(s)	Response value	Response %
● Excellent	5	1	5	14.29
● Very good	4	5	20	57.14
● Good	3	1	3	8.57
● Average	2	0	0	0.00
● Satisfactory	1	0	0	0.00
Performance				80.00



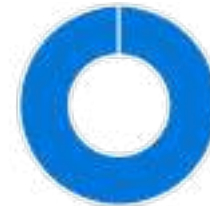
Question	The resource persons provides adequate time for questions and answer satisfactorily			
Answer	Value	No. of response(s)	Response value	Response %
● Excellent	5	3	15	42.86
● Very good	4	4	16	45.71
● Good	3	0	0	0.00
● Average	2	0	0	0.00
● Satisfactory	1	0	0	0.00
Performance				88.57



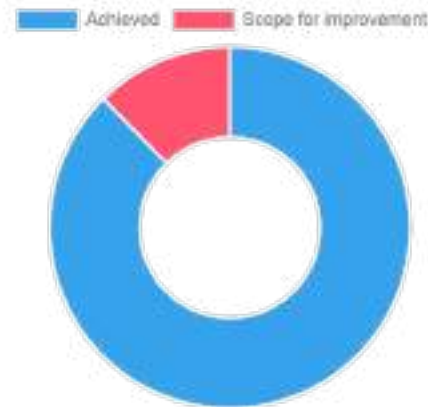
Question	How did the sessions meet your expectations ?			
Answer	Value	No. of response(s)	Response value	Response %
● Yes	2	7	14	100.00
● NO	1	0	0	0.00
Performance				100.00



Question	Would you like to attend such type of sessions in future?			
Answer	Value	No. of response(s)	Response value	Response %
● Yes	2	7	14	100.00
● No	1	0	0	0.00
Performance				100.00



Question	Overall Session Evaluation.			
Answer	Value	No. of response(s)	Response value	Response %
● Excellent	5	5	25	62.50
● Very good	4	2	8	20.00
● Good	3	1	3	7.50
● Average	2	0	0	0.00
● Satisfactory	1	0	0	0.00
Performance				90.00



Achieved 87.62 | Scope for improvement 12.38

Remark

Enter remark for this feedback.



Bharati Vidyapeeth's College of Engineering for Women, Katraj, Dhankawadi, Pune

Feedback Analysis

Title : Impact Lecture Series-2024-Session-2

Academic Year : 2023-24

Class : TE - Sem II [Computer Engineering]

Details : Activity

Total number of response(s) : 7 / 75

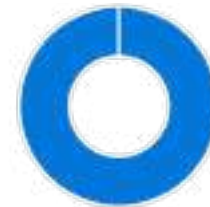
Question	. How engaging would you say the overall content was ?			
Answer	Value	No. of response(s)	Response value	Response %
● Excellent	5	4	20	57.14
● good	4	3	12	34.29
● Average	3	0	0	0.00
● poor	2	0	0	0.00
Performance				91.43



Question	Did seminar meet your Expecatations ?			
Answer	Value	No. of response(s)	Response value	Response %
● Excellent	5	5	25	71.43
● Good	4	2	8	22.86
● Average	3	0	0	0.00
● poor	2	0	0	0.00
Performance				94.29



Question	Would you attend this workshop in the future?			
Answer	Value	No. of response(s)	Response value	Response %
● Yes	5	7	35	100.00
● Maybe	4	0	0	0.00
● No	3	0	0	0.00
Performance				100.00



Question	Department			
Answer	Value	No. of response(s)	Response value	Response %
● ENTC	5	0	0	0.00
● COMP	4	7	28	80.00
● IT	3	0	0	0.00
Performance				80.00



Question	Class and Division			
Answer	Value	No. of response(s)	Response value	Response %
● TE I ENTC	4	0	0	0.00
● TE II ENTC	3	0	0	0.00
● TE COMP	2	7	14	50.00
● TE IT	1	0	0	0.00
Performance				50.00



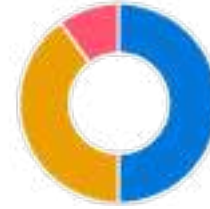
Question	The Objective of the workshop was clearly stated and met.			
Answer	Value	No. of response(s)	Response value	Response %
● Excellent	5	4	20	57.14
● Very good	4	3	12	34.29
● Good	3	0	0	0.00
● Average	2	0	0	0.00
● Satisfactory	1	0	0	0.00
Performance				91.43



Question	The information/skills presented were relevant and useful.			
Answer	Value	No. of response(s)	Response value	Response %
● Excellent	5	4	20	57.14
● Very good	4	3	12	34.29
● Good	3	0	0	0.00
● Average	2	0	0	0.00
● Satisfactory	1	0	0	0.00
Performance				91.43



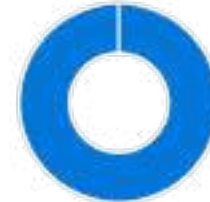
Question	The resource persons were knowledgeable.			
Answer	Value	No. of response(s)	Response value	Response %
● Excellent	5	3	15	42.86
● Very good	4	3	12	34.29
● Good	3	1	3	8.57
● Average	2	0	0	0.00
● Satisfactory	1	0	0	0.00
Performance				85.71



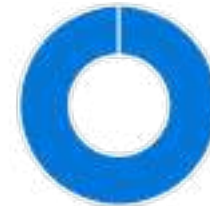
Question	The resource persons provides adequate time for questions and answer satisfactorily			
Answer	Value	No. of response(s)	Response value	Response %
● Excellent	5	4	20	57.14
● Very good	4	3	12	34.29
● Good	3	0	0	0.00
● Average	2	0	0	0.00
● Satisfactory	1	0	0	0.00
Performance				91.43



Question	How did the sessions meet your expectations ?			
Answer	Value	No. of response(s)	Response value	Response %
● Yes	2	7	14	100.00
● NO	1	0	0	0.00
Performance				100.00



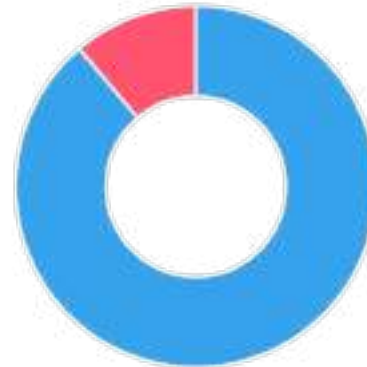
Question	Would you like to attend such type of sessions in future?			
Answer	Value	No. of response(s)	Response value	Response %
● Yes	2	7	14	100.00
● No	1	0	0	0.00
Performance				100.00



Question	Overall Session Evaluation.			
Answer	Value	No. of response(s)	Response value	Response %
● Excellent	5	4	20	50.00
● Very good	4	4	16	40.00
● Good	3	0	0	0.00
● Average	2	0	0	0.00
● Satisfactory	1	0	0	0.00
Performance				90.00



■ Achieved ■ Scope for improvement



Achieved 88.81 | Scope for improvement 11.19

Remark

Enter remark for this feedback.



Bharati Vidyapeeth's College of Engineering for Women, Katraj, Dhankawadi, Pune

Feedback Analysis

Title : Feedback for "Discovery Day AWS Cloud Workshop"

Academic Year : 2023-24

Class : SE - Sem II [Information Technology]

Details : Activity

Total number of response(s) : 0 / 0

Question	Department			
Answer	Value	No. of response(s)	Response value	Response %
Computer	1	0	0	0.00
I. T.	0	0	0	0.00
Performance				0

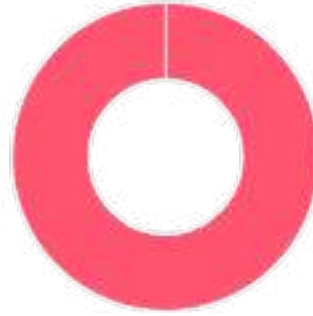
Question	Rate the training session from 1-5			
Answer	Value	No. of response(s)	Response value	Response %
Excellent	5	0	0	0.00
Very Good	4	0	0	0.00
Good	3	0	0	0.00
Average	2	0	0	0.00
Poor	1	0	0	0.00
Performance				0

Question	Did you learn anything new about the AWS Cloud?			
Answer	Value	No. of response(s)	Response value	Response %
Yes	1	0	0	0.00
No	0	0	0	0.00
Performance				0

Question	Rate the trainer in terms of technical knowledge			
Answer	Value	No. of response(s)	Response value	Response %
Excellent	5	0	0	0.00
Very Good	4	0	0	0.00
Good	3	0	0	0.00
Average	2	0	0	0.00
Poor	1	0	0	0.00
Performance				0

Question	Will you go through the AWS Academy Cloud Practitioner Program?			
Answer	Value	No. of response(s)	Response value	Response %
Yes	1	0	0	0.00
No	0	0	0	0.00
Performance				0

Achieved Scope for improvement



Achieved 0.00 | Scope for improvement 100.00

Remark

Enter remark for this feedback.



Bharati Vidyapeeth's College of Engineering for Women, Katraj, Dhankawadi, Pune

Feedback Analysis

Title : BVCOEW-Faculty Feedback A. Y. 2023-24

Academic Year : 2023-24

Class : DIV IV - Sem II [Engineering Sciences and Allied Engineering]

Details : Yogesh Kute

Total number of response(s) : 53 / 56

Question	My teacher is punctual to the class			
Answer	Value	No. of response(s)	Response value	Response %
● Yes	2	53	106	100.00
● No	1	0	0	0.00
Performance				100.00



Question	I understand easily what my teacher is teaching			
Answer	Value	No. of response(s)	Response value	Response %
● A	5	41	205	77.36
● B	4	10	40	15.09
● C	3	2	6	2.26
● D	2	0	0	0.00
Performance				94.72



Question	My teacher is well prepared for the class at all classes			
Answer	Value	No. of response(s)	Response value	Response %
● A	5	49	245	92.45
● B	4	3	12	4.53
● C	3	1	3	1.13
● D	2	0	0	0.00
Performance				98.11



Question	My teacher communicates clearly			
Answer	Value	No. of response(s)	Response value	Response %
● A	5	47	235	88.68
● B	4	6	24	9.06
● C	3	0	0	0.00
● D	2	0	0	0.00
Performance				97.74



Question	5. My teacher makes good use of examples and illustrations			
Answer	Value	No. of response(s)	Response value	Response %
● A	5	47	235	88.68
● B	4	5	20	7.55
● C	3	1	3	1.13
● D	2	0	0	0.00
Performance				97.36



Question	My teacher completes the syllabus on time during the semester			
Answer	Value	No. of response(s)	Response value	Response %
● A	5	47	235	88.68
● B	4	3	12	4.53
● C	3	2	6	2.26
● D	2	1	2	0.75
Performance				96.23



Question	My teacher meets the class regularly			
Answer	Value	No. of response(s)	Response value	Response %
● A	5	46	230	86.79
● B	4	5	20	7.55
● C	3	2	6	2.26
● D	2	0	0	0.00
Performance				96.60



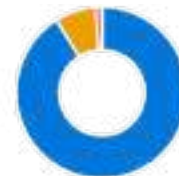
Question	My teacher constantly follows up the regularity of the student			
Answer	Value	No. of response(s)	Response value	Response %
● A	5	46	230	86.79
● B	4	6	24	9.06
● C	3	1	3	1.13
● D	2	0	0	0.00
Performance				96.98



Question	My teacher is helpful to weaker student			
Answer	Value	No. of response(s)	Response value	Response %
● A	5	48	240	90.57
● B	4	4	16	6.04
● C	3	1	3	1.13
● D	2	0	0	0.00
Performance				97.74



Question	My teacher is fair to all students in evaluation/grading			
Answer	Value	No. of response(s)	Response value	Response %
● A	5	47	235	88.68
● B	4	5	20	7.55
● C	3	1	3	1.13
● D	2	0	0	0.00
Performance				97.36



Question	My teacher inspires/motivates me for learning the subject			
Answer	Value	No. of response(s)	Response value	Response %
● A	5	49	245	92.45
● B	4	3	12	4.53
● C	3	0	0	0.00
● D	2	1	2	0.75
Performance				97.74



Question	My teacher is available during practical/lab hours and is helpful			
Answer	Value	No. of response(s)	Response value	Response %
● A	5	48	240	90.57
● B	4	4	16	6.04
● C	3	0	0	0.00
● D	2	1	2	0.75
Performance				97.36



Question	My teacher takes active part in all students co-curricular activities			
Answer	Value	No. of response(s)	Response value	Response %
● A	5	47	235	88.68
● B	4	5	20	7.55
● C	3	1	3	1.13
● D	2	0	0	0.00
Performance				97.36



Question	My teacher creates awareness of recent developments in the subjects			
Answer	Value	No. of response(s)	Response value	Response %
● A	5	46	230	86.79
● B	4	6	24	9.06
● C	3	0	0	0.00
● D	2	1	2	0.75
Performance				96.60



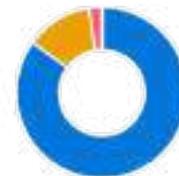
Question	My teacher gives more information about the subject out of textbooks			
Answer	Value	No. of response(s)	Response value	Response %
● A	5	47	235	88.68
● B	4	5	20	7.55
● C	3	1	3	1.13
● D	2	0	0	0.00
Performance				97.36



Question	My teacher is holding the attention of the students throughout the class			
Answer	Value	No. of response(s)	Response value	Response %
● A	5	46	230	86.79
● B	4	6	24	9.06
● C	3	0	0	0.00
● D	2	1	2	0.75
Performance				96.60



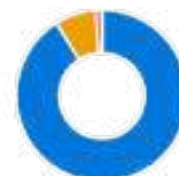
Question	My teacher is encouraging discussions in the class			
Answer	Value	No. of response(s)	Response value	Response %
● A	5	43	215	81.13
● B	4	8	32	12.08
● C	3	2	6	2.26
● D	2	0	0	0.00
Performance				95.47



Question	My teacher is giving useful explanation while returning answer papers and assignments			
Answer	Value	No. of response(s)	Response value	Response %
● A	5	43	215	81.13
● B	4	8	32	12.08
● C	3	1	3	1.13
● D	2	1	2	0.75
Performance				95.09



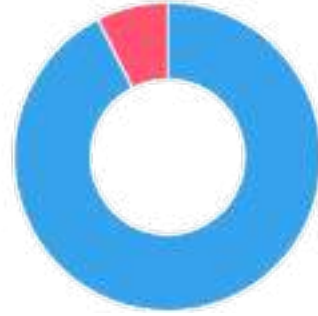
Question	Overall rating of teacher among the teachers of the class			
Answer	Value	No. of response(s)	Response value	Response %
● A	5	47	235	88.68
● B	4	5	20	7.55
● C	3	1	3	1.13
● D	2	0	0	0.00
Performance				97.36



Question	Are You a defaulter?			
Answer	Value	No. of response(s)	Response value	Response %
● Yes	1	3	3	5.66
● No	0	50	0	0.00
Performance				5.66



Achieved Scope for improvement



Achieved 92.47 | Scope for improvement 7.53

Remark

Enter remark for this feedback.



Bharati Vidyapeeth's College of Engineering for Women, Katraj, Dhankawadi, Pune

Feedback Analysis

Title : BVCOEW-Faculty Feedback A.Y. 23-24

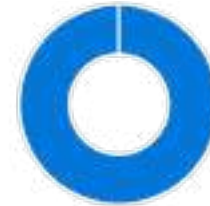
Academic Year : 2023-24

Class : BE - Sem I [Computer Engineering]

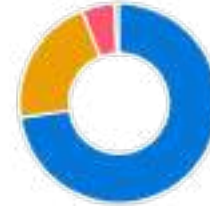
Details : Prof.Miss Anjali Kadam

Total number of response(s) : 62 / 79

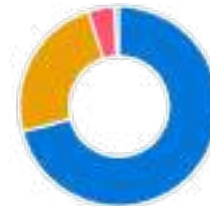
Question	My teacher is punctual to the class			
Answer	Value	No. of response(s)	Response value	Response %
● Yes	2	62	124	100.00
● No	1	0	0	0.00
Performance				100.00



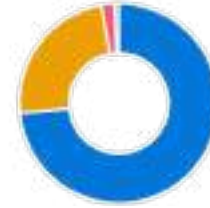
Question	I understand easily what my teacher is teaching			
Answer	Value	No. of response(s)	Response value	Response %
● A	5	41	205	66.13
● B	4	15	60	19.35
● C	3	5	15	4.84
● D	2	1	2	0.65
Performance				90.97



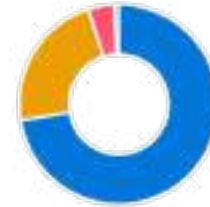
Question	My teacher is well prepared for the class at all classes			
Answer	Value	No. of response(s)	Response value	Response %
● A	5	40	200	64.52
● B	4	17	68	21.94
● C	3	4	12	3.87
● D	2	1	2	0.65
Performance				90.97



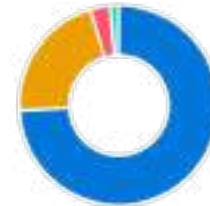
Question	My teacher communicates clearly			
Answer	Value	No. of response(s)	Response value	Response %
● A	5	42	210	67.74
● B	4	17	68	21.94
● C	3	2	6	1.94
● D	2	1	2	0.65
Performance				92.26



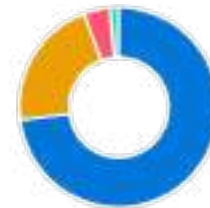
Question	5. My teacher makes good use of examples and illustrations			
Answer	Value	No. of response(s)	Response value	Response %
● A	5	41	205	66.13
● B	4	16	64	20.65
● C	3	4	12	3.87
● D	2	1	2	0.65
Performance				91.29



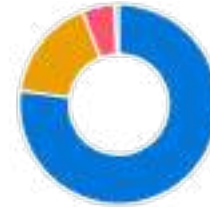
Question	My teacher completes the syllabus on time during the semester			
Answer	Value	No. of response(s)	Response value	Response %
● A	5	42	210	67.74
● B	4	15	60	19.35
● C	3	3	9	2.90
● D	2	2	4	1.29
Performance				91.29



Question	My teacher meets the class regularly			
Answer	Value	No. of response(s)	Response value	Response %
● A	5	41	205	66.13
● B	4	15	60	19.35
● C	3	4	12	3.87
● D	2	2	4	1.29
Performance				90.65



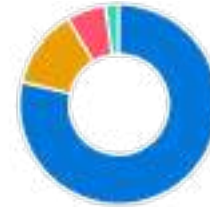
Question	My teacher constantly follows up the regularity of the student			
Answer	Value	No. of response(s)	Response value	Response %
● A	5	44	220	70.97
● B	4	12	48	15.48
● C	3	5	15	4.84
● D	2	1	2	0.65
Performance				91.94



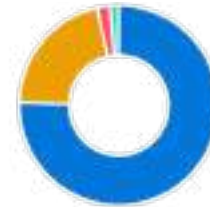
Question	My teacher is helpful to weaker student			
Answer	Value	No. of response(s)	Response value	Response %
● A	5	41	205	66.13
● B	4	16	64	20.65
● C	3	4	12	3.87
● D	2	1	2	0.65
Performance				91.29



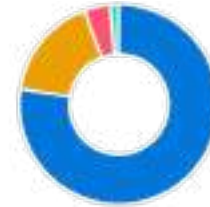
Question	My teacher is fair to all students in evaluation/grading			
Answer	Value	No. of response(s)	Response value	Response %
● A	5	44	220	70.97
● B	4	9	36	11.61
● C	3	6	18	5.81
● D	2	3	6	1.94
Performance				90.32



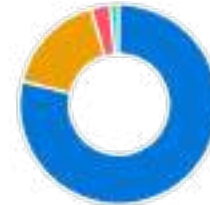
Question	My teacher inspires/motivates me for learning the subject			
Answer	Value	No. of response(s)	Response value	Response %
● A	5	43	215	69.35
● B	4	15	60	19.35
● C	3	2	6	1.94
● D	2	2	4	1.29
Performance				91.94



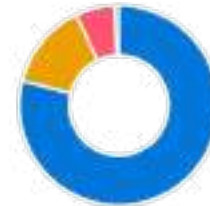
Question	My teacher is available during practical/lab hours and is helpful			
Answer	Value	No. of response(s)	Response value	Response %
● A	5	44	220	70.97
● B	4	12	48	15.48
● C	3	4	12	3.87
● D	2	2	4	1.29
Performance				91.61



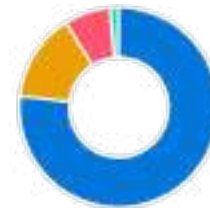
Question	My teacher takes active part in all students co-curricular activities			
Answer	Value	No. of response(s)	Response value	Response %
● A	5	45	225	72.58
● B	4	12	48	15.48
● C	3	3	9	2.90
● D	2	2	4	1.29
Performance				92.26



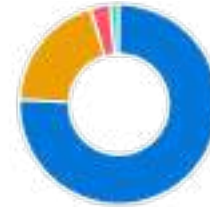
Question	My teacher creates awareness of recent developments in the subjects			
Answer	Value	No. of response(s)	Response value	Response %
● A	5	45	225	72.58
● B	4	10	40	12.90
● C	3	6	18	5.81
● D	2	1	2	0.65
Performance				91.94



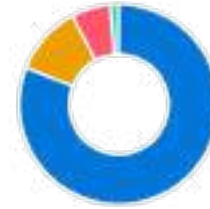
Question	My teacher gives more information about the subject out of textbooks			
Answer	Value	No. of response(s)	Response value	Response %
● A	5	43	215	69.35
● B	4	10	40	12.90
● C	3	7	21	6.77
● D	2	2	4	1.29
Performance				90.32



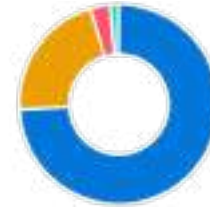
Question	My teacher is holding the attention of the students throughout the class			
Answer	Value	No. of response(s)	Response value	Response %
● A	5	43	215	69.35
● B	4	14	56	18.06
● C	3	3	9	2.90
● D	2	2	4	1.29
Performance				91.61



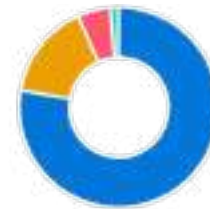
Question	My teacher is encouraging discussions in the class			
Answer	Value	No. of response(s)	Response value	Response %
● A	5	46	230	74.19
● B	4	8	32	10.32
● C	3	6	18	5.81
● D	2	2	4	1.29
Performance				91.61



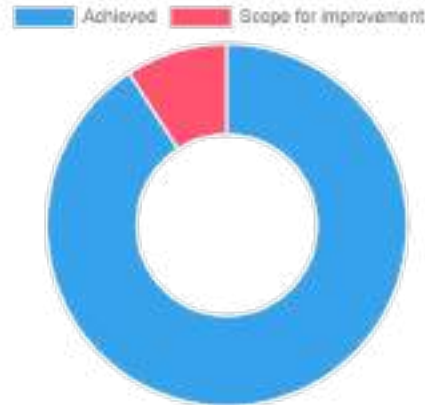
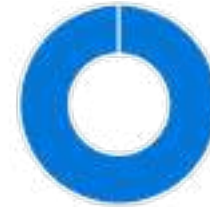
Question	My teacher is giving useful explanation while returning answer papers and assignments			
Answer	Value	No. of response(s)	Response value	Response %
● A	5	42	210	67.74
● B	4	15	60	19.35
● C	3	3	9	2.90
● D	2	2	4	1.29
Performance				91.29



Question	Overall rating of teacher among the teachers of the class			
Answer	Value	No. of response(s)	Response value	Response %
● A	5	44	220	70.97
● B	4	11	44	14.19
● C	3	5	15	4.84
● D	2	2	4	1.29
Performance				91.29



Question	Are You a defaulter?			
Answer	Value	No. of response(s)	Response value	Response %
● Yes	1	45	45	72.58
● No	0	17	0	0.00
Performance				72.58



Achieved 90.87 | Scope for improvement 9.13

Remark

Enter remark for this feedback.



Bharati Vidyapeeth's College of Engineering for Women, Katraj, Dhankawadi, Pune

Feedback Analysis

Title : BVCOEW-Faculty Feedback A. Y. 2023-24

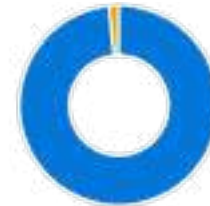
Academic Year : 2023-24

Class : TE - Sem II [Computer Engineering]

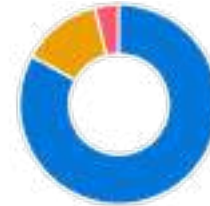
Details : Prof.Miss Anjali Kadam

Total number of response(s) : 65 / 75

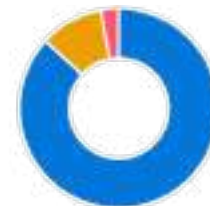
Question	My teacher is punctual to the class			
Answer	Value	No. of response(s)	Response value	Response %
● Yes	2	63	126	96.92
● No	1	2	2	1.54
Performance				98.46



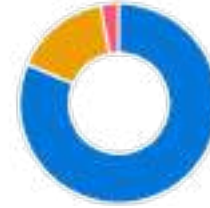
Question	I understand easily what my teacher is teaching			
Answer	Value	No. of response(s)	Response value	Response %
● A	5	51	255	78.46
● B	4	10	40	12.31
● C	3	4	12	3.69
● D	2	0	0	0.00
Performance				94.46



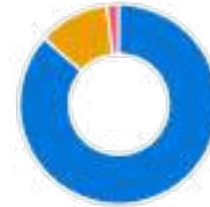
Question	My teacher is well prepared for the class at all classes			
Answer	Value	No. of response(s)	Response value	Response %
● A	5	54	270	83.08
● B	4	8	32	9.85
● C	3	3	9	2.77
● D	2	0	0	0.00
Performance				95.69



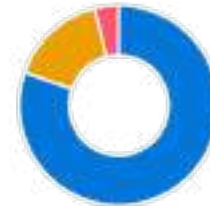
Question	My teacher communicates clearly			
Answer	Value	No. of response(s)	Response value	Response %
● A	5	50	250	76.92
● B	4	12	48	14.77
● C	3	3	9	2.77
● D	2	0	0	0.00
Performance				94.46



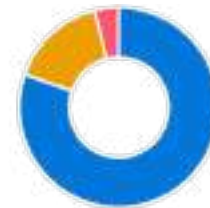
Question	5. My teacher makes good use of examples and illustrations			
Answer	Value	No. of response(s)	Response value	Response %
● A	5	54	270	83.08
● B	4	9	36	11.08
● C	3	2	6	1.85
● D	2	0	0	0.00
Performance				96.00



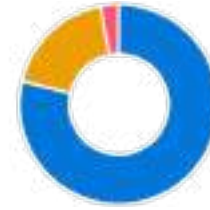
Question	My teacher completes the syllabus on time during the semester			
Answer	Value	No. of response(s)	Response value	Response %
● A	5	49	245	75.38
● B	4	12	48	14.77
● C	3	4	12	3.69
● D	2	0	0	0.00
Performance				93.85



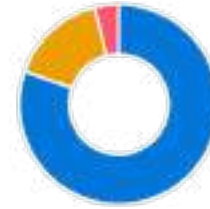
Question	My teacher meets the class regularly			
Answer	Value	No. of response(s)	Response value	Response %
● A	5	49	245	75.38
● B	4	12	48	14.77
● C	3	4	12	3.69
● D	2	0	0	0.00
Performance				93.85



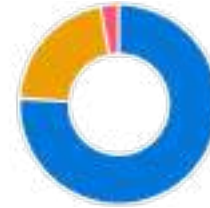
Question	My teacher constantly follows up the regularity of the student			
Answer	Value	No. of response(s)	Response value	Response %
● A	5	48	240	73.85
● B	4	14	56	17.23
● C	3	3	9	2.77
● D	2	0	0	0.00
Performance				93.85



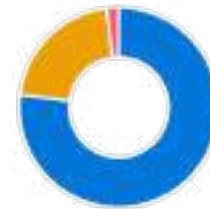
Question	My teacher is helpful to weaker student			
Answer	Value	No. of response(s)	Response value	Response %
● A	5	49	245	75.38
● B	4	12	48	14.77
● C	3	4	12	3.69
● D	2	0	0	0.00
Performance				93.85



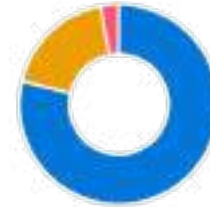
Question	My teacher is fair to all students in evaluation/grading			
Answer	Value	No. of response(s)	Response value	Response %
● A	5	46	230	70.77
● B	4	16	64	19.69
● C	3	3	9	2.77
● D	2	0	0	0.00
Performance				93.23



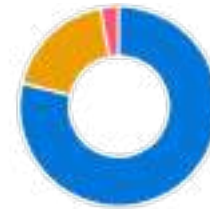
Question	My teacher inspires/motivates me for learning the subject			
Answer	Value	No. of response(s)	Response value	Response %
● A	5	47	235	72.31
● B	4	16	64	19.69
● C	3	2	6	1.85
● D	2	0	0	0.00
Performance				93.85



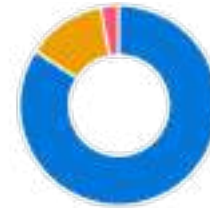
Question	My teacher is available during practical/lab hours and is helpful			
Answer	Value	No. of response(s)	Response value	Response %
● A	5	48	240	73.85
● B	4	14	56	17.23
● C	3	3	9	2.77
● D	2	0	0	0.00
Performance				93.85



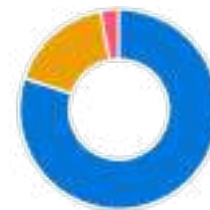
Question	My teacher takes active part in all students co-curricular activities			
Answer	Value	No. of response(s)	Response value	Response %
● A	5	48	240	73.85
● B	4	14	56	17.23
● C	3	3	9	2.77
● D	2	0	0	0.00
Performance				93.85



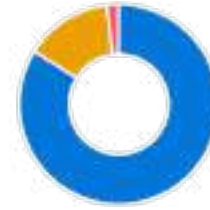
Question	My teacher creates awareness of recent developments in the subjects			
Answer	Value	No. of response(s)	Response value	Response %
● A	5	52	260	80.00
● B	4	10	40	12.31
● C	3	3	9	2.77
● D	2	0	0	0.00
Performance				95.08



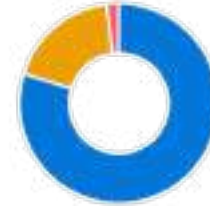
Question	My teacher gives more information about the subject out of textbooks			
Answer	Value	No. of response(s)	Response value	Response %
● A	5	49	245	75.38
● B	4	13	52	16.00
● C	3	3	9	2.77
● D	2	0	0	0.00
Performance				94.15



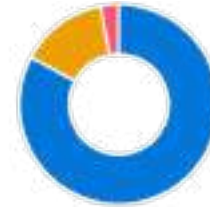
Question	My teacher is holding the attention of the students throughout the class			
Answer	Value	No. of response(s)	Response value	Response %
● A	5	52	260	80.00
● B	4	11	44	13.54
● C	3	2	6	1.85
● D	2	0	0	0.00
Performance				95.38



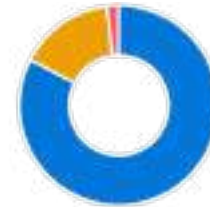
Question	My teacher is encouraging discussions in the class			
Answer	Value	No. of response(s)	Response value	Response %
● A	5	49	245	75.38
● B	4	14	56	17.23
● C	3	2	6	1.85
● D	2	0	0	0.00
Performance				94.46



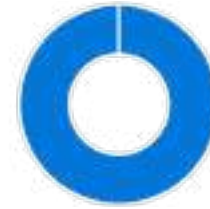
Question	My teacher is giving useful explanation while returning answer papers and assignments			
Answer	Value	No. of response(s)	Response value	Response %
● A	5	51	255	78.46
● B	4	11	44	13.54
● C	3	3	9	2.77
● D	2	0	0	0.00
Performance				94.77



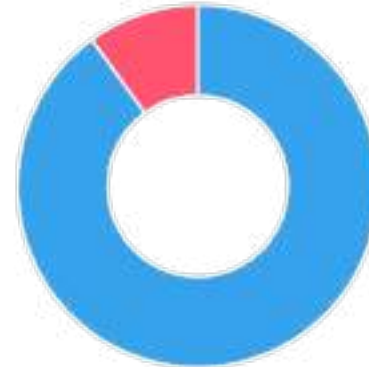
Question	Overall rating of teacher among the teachers of the class			
Answer	Value	No. of response(s)	Response value	Response %
● A	5	51	255	78.46
● B	4	12	48	14.77
● C	3	2	6	1.85
● D	2	0	0	0.00
Performance				95.08



Question	Are You a defaulter?			
Answer	Value	No. of response(s)	Response value	Response %
● Yes	1	1	1	1.54
● No	0	64	0	0.00
Performance				1.54



Achieved Scope for improvement



Achieved 89.99 | Scope for improvement 10.01

Remark

Enter remark for this feedback.



Bharati Vidyapeeth's College of Engineering for Women, Katraj, Dhankawadi, Pune

Feedback Analysis

Title : BVCOEW-Faculty Feedback A.Y. 23-24

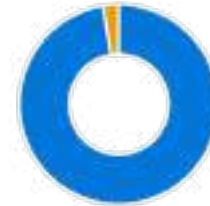
Academic Year : 2023-24

Class : SE - Sem I [Computer Engineering]

Details : Dhondiram Pukale

Total number of response(s) : 61 / 75

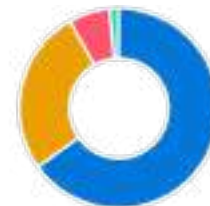
Question	My teacher is punctual to the class			
Answer	Value	No. of response(s)	Response value	Response %
● Yes	2	58	116	95.08
● No	1	3	3	2.46
Performance				97.54



Question	I understand easily what my teacher is teaching			
Answer	Value	No. of response(s)	Response value	Response %
● A	5	32	160	52.46
● B	4	17	68	22.30
● C	3	11	33	10.82
● D	2	1	2	0.66
Performance				86.23



Question	My teacher is well prepared for the class at all classes			
Answer	Value	No. of response(s)	Response value	Response %
● A	5	35	175	57.38
● B	4	18	72	23.61
● C	3	6	18	5.90
● D	2	2	4	1.31
Performance				88.20



Question	My teacher communicates clearly			
Answer	Value	No. of response(s)	Response value	Response %
● A	5	25	125	40.98
● B	4	24	96	31.48
● C	3	11	33	10.82
● D	2	1	2	0.66
Performance				83.93



Question	5. My teacher makes good use of examples and illustrations			
Answer	Value	No. of response(s)	Response value	Response %
● A	5	35	175	57.38
● B	4	21	84	27.54
● C	3	5	15	4.92
● D	2	0	0	0.00
Performance				89.84



Question	My teacher completes the syllabus on time during the semester			
Answer	Value	No. of response(s)	Response value	Response %
● A	5	30	150	49.18
● B	4	20	80	26.23
● C	3	10	30	9.84
● D	2	1	2	0.66
Performance				85.90



Question	My teacher meets the class regularly			
Answer	Value	No. of response(s)	Response value	Response %
● A	5	32	160	52.46
● B	4	20	80	26.23
● C	3	9	27	8.85
● D	2	0	0	0.00
Performance				87.54



Question	My teacher constantly follows up the regularity of the student			
Answer	Value	No. of response(s)	Response value	Response %
● A	5	38	190	62.30
● B	4	16	64	20.98
● C	3	7	21	6.89
● D	2	0	0	0.00
Performance				90.16



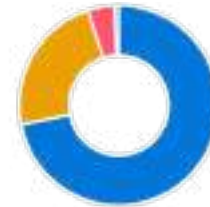
Question	My teacher is helpful to weaker student			
Answer	Value	No. of response(s)	Response value	Response %
● A	5	34	170	55.74
● B	4	19	76	24.92
● C	3	8	24	7.87
● D	2	0	0	0.00
Performance				88.52



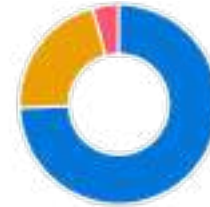
Question	My teacher is fair to all students in evaluation/grading			
Answer	Value	No. of response(s)	Response value	Response %
● A	5	39	195	63.93
● B	4	19	76	24.92
● C	3	3	9	2.95
● D	2	0	0	0.00
Performance				91.80



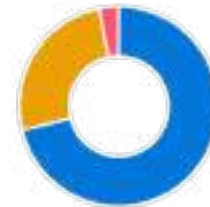
Question	My teacher inspires/motivates me for learning the subject			
Answer	Value	No. of response(s)	Response value	Response %
● A	5	40	200	65.57
● B	4	16	64	20.98
● C	3	4	12	3.93
● D	2	1	2	0.66
Performance				91.15



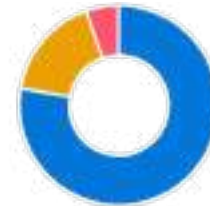
Question	My teacher is available during practical/lab hours and is helpful			
Answer	Value	No. of response(s)	Response value	Response %
● A	5	42	210	68.85
● B	4	15	60	19.67
● C	3	4	12	3.93
● D	2	0	0	0.00
Performance				92.46



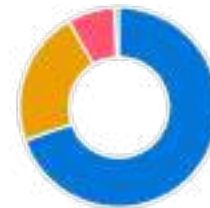
Question	My teacher takes active part in all students co-curricular activities			
Answer	Value	No. of response(s)	Response value	Response %
● A	5	40	200	65.57
● B	4	18	72	23.61
● C	3	3	9	2.95
● D	2	0	0	0.00
Performance				92.13



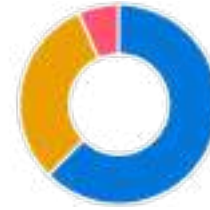
Question	My teacher creates awareness of recent developments in the subjects			
Answer	Value	No. of response(s)	Response value	Response %
● A	5	44	220	72.13
● B	4	12	48	15.74
● C	3	5	15	4.92
● D	2	0	0	0.00
Performance				92.79



Question	My teacher gives more information about the subject out of textbooks			
Answer	Value	No. of response(s)	Response value	Response %
● A	5	38	190	62.30
● B	4	15	60	19.67
● C	3	7	21	6.89
● D	2	1	2	0.66
Performance				89.51



Question	My teacher is holding the attention of the students throughout the class			
Answer	Value	No. of response(s)	Response value	Response %
● A	5	34	170	55.74
● B	4	21	84	27.54
● C	3	6	18	5.90
● D	2	0	0	0.00
Performance				89.18



Question	My teacher is encouraging discussions in the class			
Answer	Value	No. of response(s)	Response value	Response %
● A	5	33	165	54.10
● B	4	21	84	27.54
● C	3	7	21	6.89
● D	2	0	0	0.00
Performance				88.52



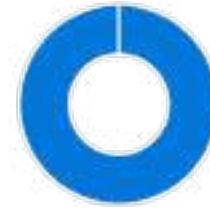
Question	My teacher is giving useful explanation while returning answer papers and assignments			
Answer	Value	No. of response(s)	Response value	Response %
● A	5	40	200	65.57
● B	4	16	64	20.98
● C	3	5	15	4.92
● D	2	0	0	0.00
Performance				91.48



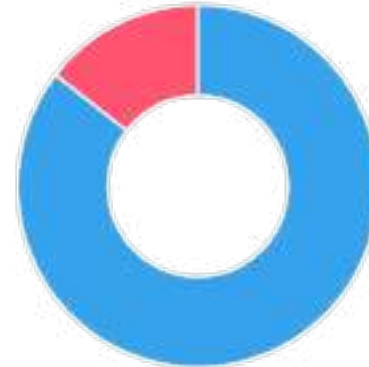
Question	Overall rating of teacher among the teachers of the class			
Answer	Value	No. of response(s)	Response value	Response %
● A	5	33	165	54.10
● B	4	22	88	28.85
● C	3	6	18	5.90
● D	2	0	0	0.00
Performance				88.85



Question	Are You a defaulter?			
Answer	Value	No. of response(s)	Response value	Response %
● Yes	1	3	3	4.92
● No	0	58	0	0.00
Performance				4.92



Achieved Scope for improvement



Achieved 85.53 | Scope for improvement 14.47

Remark

Enter remark for this feedback.



Bharati Vidyapeeth's College of Engineering for Women, Katraj, Dhankawadi, Pune

Feedback Analysis

Title : BVCOEW-Faculty Feedback A. Y. 2023-24

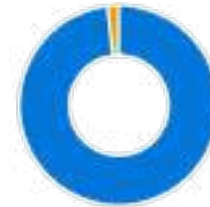
Academic Year : 2023-24

Class : SE - Sem II [Computer Engineering]

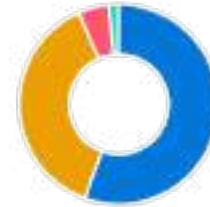
Details : Dhondiram Pukale

Total number of response(s) : 56 / 74

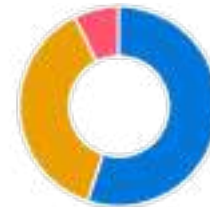
Question	My teacher is punctual to the class			
Answer	Value	No. of response(s)	Response value	Response %
● Yes	2	54	108	96.43
● No	1	2	2	1.79
Performance				98.21



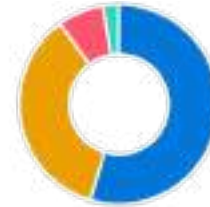
Question	I understand easily what my teacher is teaching			
Answer	Value	No. of response(s)	Response value	Response %
● A	5	27	135	48.21
● B	4	23	92	32.86
● C	3	4	12	4.29
● D	2	2	4	1.43
Performance				86.79



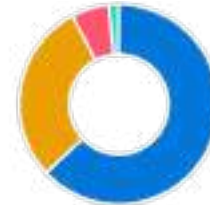
Question	My teacher is well prepared for the class at all classes			
Answer	Value	No. of response(s)	Response value	Response %
● A	5	27	135	48.21
● B	4	23	92	32.86
● C	3	6	18	6.43
● D	2	0	0	0.00
Performance				87.50



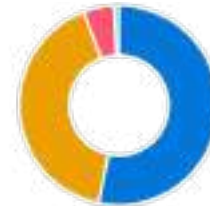
Question	My teacher communicates clearly			
Answer	Value	No. of response(s)	Response value	Response %
● A	5	26	130	46.43
● B	4	21	84	30.00
● C	3	6	18	6.43
● D	2	3	6	2.14
Performance				85.00



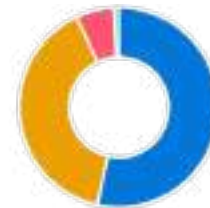
Question	5. My teacher makes good use of examples and illustrations			
Answer	Value	No. of response(s)	Response value	Response %
● A	5	31	155	55.36
● B	4	18	72	25.71
● C	3	5	15	5.36
● D	2	2	4	1.43
Performance				87.86



Question	My teacher completes the syllabus on time during the semester			
Answer	Value	No. of response(s)	Response value	Response %
● A	5	26	130	46.43
● B	4	25	100	35.71
● C	3	4	12	4.29
● D	2	1	2	0.71
Performance				87.14



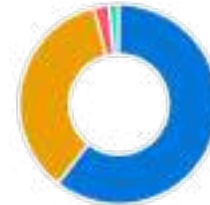
Question	My teacher meets the class regularly			
Answer	Value	No. of response(s)	Response value	Response %
● A	5	26	130	46.43
● B	4	24	96	34.29
● C	3	5	15	5.36
● D	2	1	2	0.71
Performance				86.79



Question	My teacher constantly follows up the regularity of the student			
Answer	Value	No. of response(s)	Response value	Response %
● A	5	31	155	55.36
● B	4	21	84	30.00
● C	3	3	9	3.21
● D	2	1	2	0.71
Performance				89.29



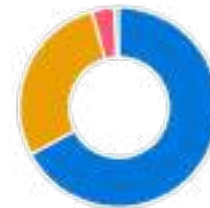
Question	My teacher is helpful to weaker student			
Answer	Value	No. of response(s)	Response value	Response %
● A	5	30	150	53.57
● B	4	22	88	31.43
● C	3	2	6	2.14
● D	2	2	4	1.43
Performance				88.57



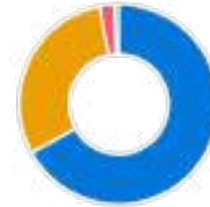
Question	My teacher is fair to all students in evaluation/grading			
Answer	Value	No. of response(s)	Response value	Response %
● A	5	33	165	58.93
● B	4	20	80	28.57
● C	3	1	3	1.07
● D	2	2	4	1.43
Performance				90.00



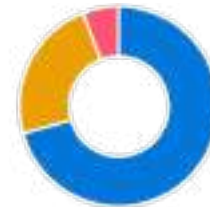
Question	My teacher inspires/motivates me for learning the subject			
Answer	Value	No. of response(s)	Response value	Response %
● A	5	34	170	60.71
● B	4	18	72	25.71
● C	3	3	9	3.21
● D	2	1	2	0.71
Performance				90.36



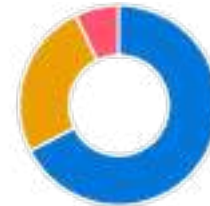
Question	My teacher is available during practical/lab hours and is helpful			
Answer	Value	No. of response(s)	Response value	Response %
● A	5	34	170	60.71
● B	4	19	76	27.14
● C	3	2	6	2.14
● D	2	1	2	0.71
Performance				90.71



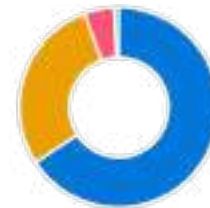
Question	My teacher takes active part in all students co-curricular activities			
Answer	Value	No. of response(s)	Response value	Response %
● A	5	36	180	64.29
● B	4	15	60	21.43
● C	3	5	15	5.36
● D	2	0	0	0.00
Performance				91.07



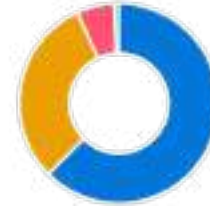
Question	My teacher creates awareness of recent developments in the subjects			
Answer	Value	No. of response(s)	Response value	Response %
● A	5	34	170	60.71
● B	4	16	64	22.86
● C	3	6	18	6.43
● D	2	0	0	0.00
Performance				90.00



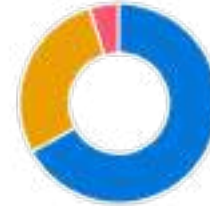
Question	My teacher gives more information about the subject out of textbooks			
Answer	Value	No. of response(s)	Response value	Response %
● A	5	33	165	58.93
● B	4	18	72	25.71
● C	3	4	12	4.29
● D	2	1	2	0.71
Performance				89.64



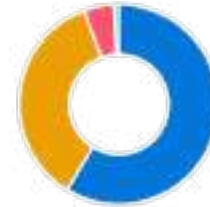
Question	My teacher is holding the attention of the students throughout the class			
Answer	Value	No. of response(s)	Response value	Response %
● A	5	31	155	55.36
● B	4	19	76	27.14
● C	3	5	15	5.36
● D	2	1	2	0.71
Performance				88.57



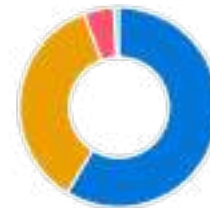
Question	My teacher is encouraging discussions in the class			
Answer	Value	No. of response(s)	Response value	Response %
● A	5	34	170	60.71
● B	4	18	72	25.71
● C	3	4	12	4.29
● D	2	0	0	0.00
Performance				90.71



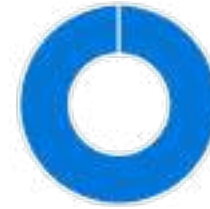
Question	My teacher is giving useful explanation while returning answer papers and assignments			
Answer	Value	No. of response(s)	Response value	Response %
● A	5	29	145	51.79
● B	4	22	88	31.43
● C	3	4	12	4.29
● D	2	1	2	0.71
Performance				88.21



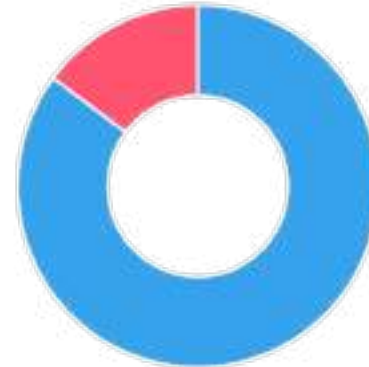
Question	Overall rating of teacher among the teachers of the class			
Answer	Value	No. of response(s)	Response value	Response %
● A	5	29	145	51.79
● B	4	22	88	31.43
● C	3	4	12	4.29
● D	2	1	2	0.71
Performance				88.21



Question	Are You a defaulter?			
Answer	Value	No. of response(s)	Response value	Response %
● Yes	1	5	5	8.93
● No	0	51	0	0.00
Performance				8.93



Achieved Scope for improvement



Achieved 85.18 | Scope for improvement 14.82

Remark

Enter remark for this feedback.



Bharati Vidyapeeth's College of Engineering for Women, Katraj, Dhankawadi, Pune

Feedback Analysis

Title : BVCOEW-Faculty Feedback A.Y. 23-24

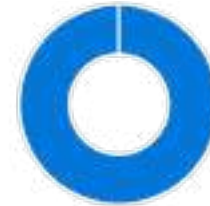
Academic Year : 2023-24

Class : SE - Sem I [Computer Engineering]

Details : Prof. Mrs. Jayashree Dhananjay Jadhav

Total number of response(s) : 62 / 75

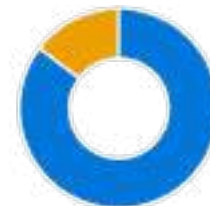
Question	My teacher is punctual to the class			
Answer	Value	No. of response(s)	Response value	Response %
● Yes	2	62	124	100.00
● No	1	0	0	0.00
Performance				100.00



Question	I understand easily what my teacher is teaching			
Answer	Value	No. of response(s)	Response value	Response %
● A	5	49	245	79.03
● B	4	13	52	16.77
● C	3	0	0	0.00
● D	2	0	0	0.00
Performance				95.81



Question	My teacher is well prepared for the class at all classes			
Answer	Value	No. of response(s)	Response value	Response %
● A	5	51	255	82.26
● B	4	11	44	14.19
● C	3	0	0	0.00
● D	2	0	0	0.00
Performance				96.45



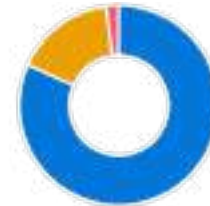
Question	My teacher communicates clearly			
Answer	Value	No. of response(s)	Response value	Response %
● A	5	48	240	77.42
● B	4	14	56	18.06
● C	3	0	0	0.00
● D	2	0	0	0.00
Performance				95.48



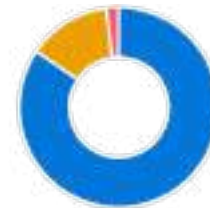
Question	5. My teacher makes good use of examples and illustrations			
Answer	Value	No. of response(s)	Response value	Response %
● A	5	50	250	80.65
● B	4	12	48	15.48
● C	3	0	0	0.00
● D	2	0	0	0.00
Performance				96.13



Question	My teacher completes the syllabus on time during the semester			
Answer	Value	No. of response(s)	Response value	Response %
● A	5	48	240	77.42
● B	4	12	48	15.48
● C	3	2	6	1.94
● D	2	0	0	0.00
Performance				94.84



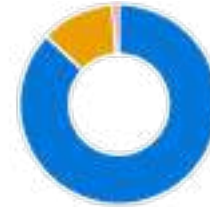
Question	My teacher meets the class regularly			
Answer	Value	No. of response(s)	Response value	Response %
● A	5	50	250	80.65
● B	4	10	40	12.90
● C	3	2	6	1.94
● D	2	0	0	0.00
Performance				95.48



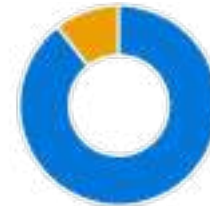
Question	My teacher constantly follows up the regularity of the student			
Answer	Value	No. of response(s)	Response value	Response %
● A	5	56	280	90.32
● B	4	6	24	7.74
● C	3	0	0	0.00
● D	2	0	0	0.00
Performance				98.06



Question	My teacher is helpful to weaker student			
Answer	Value	No. of response(s)	Response value	Response %
● A	5	52	260	83.87
● B	4	9	36	11.61
● C	3	1	3	0.97
● D	2	0	0	0.00
Performance				96.45



Question	My teacher is fair to all students in evaluation/grading			
Answer	Value	No. of response(s)	Response value	Response %
● A	5	54	270	87.10
● B	4	8	32	10.32
● C	3	0	0	0.00
● D	2	0	0	0.00
Performance				97.42



Question	My teacher inspires/motivates me for learning the subject			
Answer	Value	No. of response(s)	Response value	Response %
● A	5	48	240	77.42
● B	4	14	56	18.06
● C	3	0	0	0.00
● D	2	0	0	0.00
Performance				95.48



Question	My teacher is available during practical/lab hours and is helpful			
Answer	Value	No. of response(s)	Response value	Response %
● A	5	54	270	87.10
● B	4	8	32	10.32
● C	3	0	0	0.00
● D	2	0	0	0.00
Performance				97.42



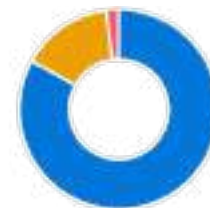
Question	My teacher takes active part in all students co-curricular activities			
Answer	Value	No. of response(s)	Response value	Response %
● A	5	52	260	83.87
● B	4	10	40	12.90
● C	3	0	0	0.00
● D	2	0	0	0.00
Performance				96.77



Question	My teacher creates awareness of recent developments in the subjects			
Answer	Value	No. of response(s)	Response value	Response %
● A	5	46	230	74.19
● B	4	15	60	19.35
● C	3	1	3	0.97
● D	2	0	0	0.00
Performance				94.52



Question	My teacher gives more information about the subject out of textbooks			
Answer	Value	No. of response(s)	Response value	Response %
● A	5	49	245	79.03
● B	4	11	44	14.19
● C	3	2	6	1.94
● D	2	0	0	0.00
Performance				95.16



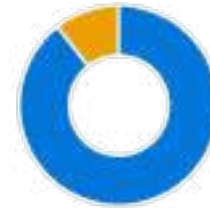
Question	My teacher is holding the attention of the students throughout the class			
Answer	Value	No. of response(s)	Response value	Response %
● A	5	52	260	83.87
● B	4	9	36	11.61
● C	3	1	3	0.97
● D	2	0	0	0.00
Performance				96.45



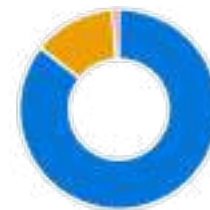
Question	My teacher is encouraging discussions in the class			
Answer	Value	No. of response(s)	Response value	Response %
● A	5	46	230	74.19
● B	4	15	60	19.35
● C	3	1	3	0.97
● D	2	0	0	0.00
Performance				94.52



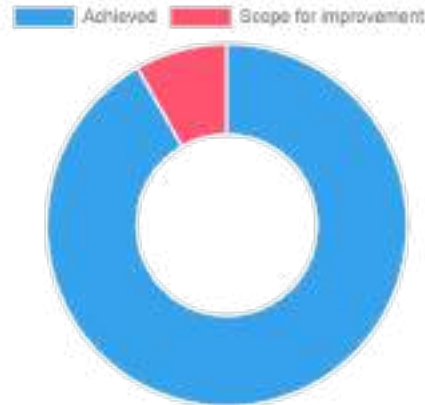
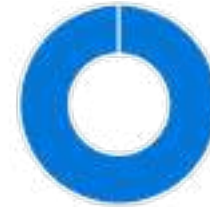
Question	My teacher is giving useful explanation while returning answer papers and assignments			
Answer	Value	No. of response(s)	Response value	Response %
● A	5	54	270	87.10
● B	4	8	32	10.32
● C	3	0	0	0.00
● D	2	0	0	0.00
Performance				97.42



Question	Overall rating of teacher among the teachers of the class			
Answer	Value	No. of response(s)	Response value	Response %
● A	5	51	255	82.26
● B	4	10	40	12.90
● C	3	1	3	0.97
● D	2	0	0	0.00
Performance				96.13



Question	Are You a defaulter?			
Answer	Value	No. of response(s)	Response value	Response %
● Yes	1	3	3	4.84
● No	0	59	0	0.00
Performance				4.84



Achieved 91.74 | Scope for improvement 8.26

Remark

Enter remark for this feedback.



Bharati Vidyapeeth's College of Engineering for Women, Katraj, Dhankawadi, Pune

Feedback Analysis

Title : BVCOEW-Faculty Feedback A.Y. 23-24

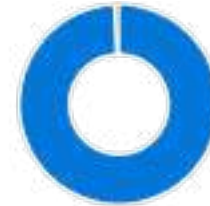
Academic Year : 2023-24

Class : TE - Sem I [Computer Engineering]

Details : Prof Mr. Kiran Dinkar Yesugade

Total number of response(s) : 66 / 77

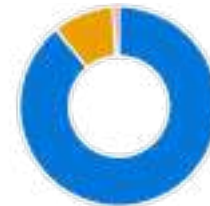
Question	My teacher is punctual to the class			
Answer	Value	No. of response(s)	Response value	Response %
● Yes	2	65	130	98.48
● No	1	1	1	0.76
Performance				99.24



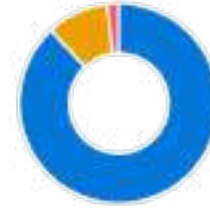
Question	I understand easily what my teacher is teaching			
Answer	Value	No. of response(s)	Response value	Response %
● A	5	55	275	83.33
● B	4	10	40	12.12
● C	3	1	3	0.91
● D	2	0	0	0.00
Performance				96.36



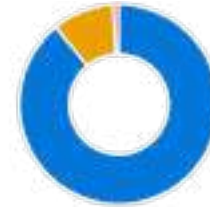
Question	My teacher is well prepared for the class at all classes			
Answer	Value	No. of response(s)	Response value	Response %
● A	5	57	285	86.36
● B	4	8	32	9.70
● C	3	1	3	0.91
● D	2	0	0	0.00
Performance				96.97



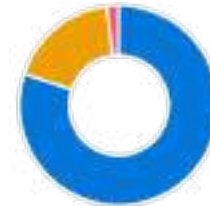
Question	My teacher communicates clearly			
Answer	Value	No. of response(s)	Response value	Response %
● A	5	56	280	84.85
● B	4	8	32	9.70
● C	3	2	6	1.82
● D	2	0	0	0.00
Performance				96.36



Question	5. My teacher makes good use of examples and illustrations			
Answer	Value	No. of response(s)	Response value	Response %
● A	5	57	285	86.36
● B	4	8	32	9.70
● C	3	1	3	0.91
● D	2	0	0	0.00
Performance				96.97



Question	My teacher completes the syllabus on time during the semester			
Answer	Value	No. of response(s)	Response value	Response %
● A	5	50	250	75.76
● B	4	14	56	16.97
● C	3	2	6	1.82
● D	2	0	0	0.00
Performance				94.55



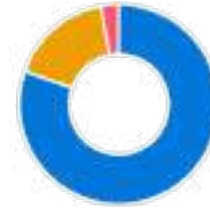
Question	My teacher meets the class regularly			
Answer	Value	No. of response(s)	Response value	Response %
● A	5	52	260	78.79
● B	4	13	52	15.76
● C	3	1	3	0.91
● D	2	0	0	0.00
Performance				95.45



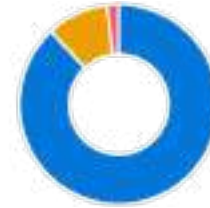
Question	My teacher constantly follows up the regularity of the student			
Answer	Value	No. of response(s)	Response value	Response %
● A	5	53	265	80.30
● B	4	12	48	14.55
● C	3	1	3	0.91
● D	2	0	0	0.00
Performance				95.76



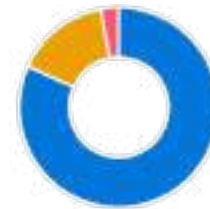
Question	My teacher is helpful to weaker student			
Answer	Value	No. of response(s)	Response value	Response %
● A	5	50	250	75.76
● B	4	13	52	15.76
● C	3	3	9	2.73
● D	2	0	0	0.00
Performance				94.24



Question	My teacher is fair to all students in evaluation/grading			
Answer	Value	No. of response(s)	Response value	Response %
● A	5	56	280	84.85
● B	4	8	32	9.70
● C	3	2	6	1.82
● D	2	0	0	0.00
Performance				96.36



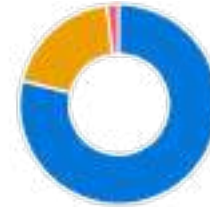
Question	My teacher inspires/motivates me for learning the subject			
Answer	Value	No. of response(s)	Response value	Response %
● A	5	51	255	77.27
● B	4	12	48	14.55
● C	3	3	9	2.73
● D	2	0	0	0.00
Performance				94.55



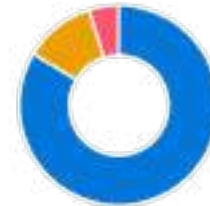
Question	My teacher is available during practical/lab hours and is helpful			
Answer	Value	No. of response(s)	Response value	Response %
● A	5	56	280	84.85
● B	4	9	36	10.91
● C	3	1	3	0.91
● D	2	0	0	0.00
Performance				96.67



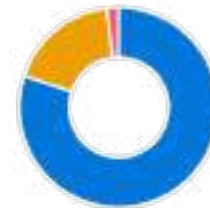
Question	My teacher takes active part in all students co-curricular activities			
Answer	Value	No. of response(s)	Response value	Response %
● A	5	49	245	74.24
● B	4	15	60	18.18
● C	3	2	6	1.82
● D	2	0	0	0.00
Performance				94.24



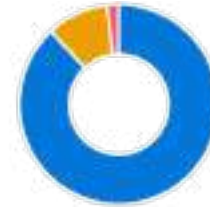
Question	My teacher creates awareness of recent developments in the subjects			
Answer	Value	No. of response(s)	Response value	Response %
● A	5	52	260	78.79
● B	4	9	36	10.91
● C	3	5	15	4.55
● D	2	0	0	0.00
Performance				94.24



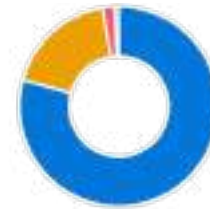
Question	My teacher gives more information about the subject out of textbooks			
Answer	Value	No. of response(s)	Response value	Response %
● A	5	50	250	75.76
● B	4	14	56	16.97
● C	3	2	6	1.82
● D	2	0	0	0.00
Performance				94.55



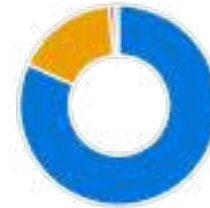
Question	My teacher is holding the attention of the students throughout the class			
Answer	Value	No. of response(s)	Response value	Response %
● A	5	56	280	84.85
● B	4	8	32	9.70
● C	3	2	6	1.82
● D	2	0	0	0.00
Performance				96.36



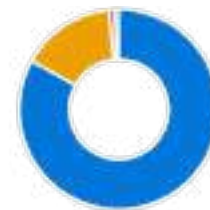
Question	My teacher is encouraging discussions in the class			
Answer	Value	No. of response(s)	Response value	Response %
● A	5	49	245	74.24
● B	4	14	56	16.97
● C	3	2	6	1.82
● D	2	1	2	0.61
Performance				93.64



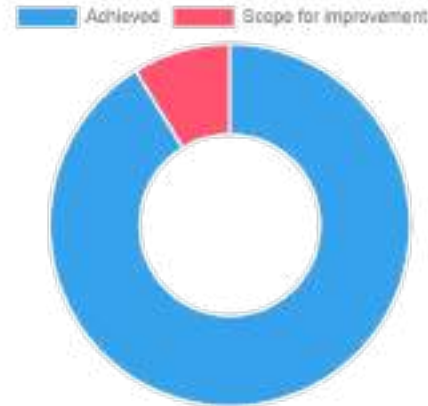
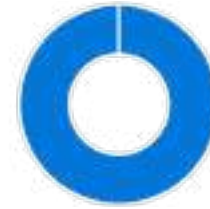
Question	My teacher is giving useful explanation while returning answer papers and assignments			
Answer	Value	No. of response(s)	Response value	Response %
● A	5	51	255	77.27
● B	4	13	52	15.76
● C	3	1	3	0.91
● D	2	1	2	0.61
Performance				94.55



Question	Overall rating of teacher among the teachers of the class			
Answer	Value	No. of response(s)	Response value	Response %
● A	5	52	260	78.79
● B	4	12	48	14.55
● C	3	1	3	0.91
● D	2	1	2	0.61
Performance				94.85



Question	Are You a defaulter?			
Answer	Value	No. of response(s)	Response value	Response %
● Yes	1	6	6	9.09
● No	0	60	0	0.00
Performance				9.09



Achieved 91.25 | Scope for improvement 8.75

Remark

Enter remark for this feedback.



Bharati Vidyapeeth's College of Engineering for Women, Katraj, Dhankawadi, Pune

Feedback Analysis

Title : BVCOEW-Faculty Feedback A.Y. 23-24

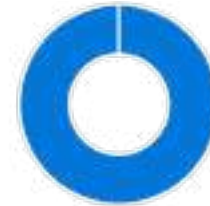
Academic Year : 2023-24

Class : BE - Sem I [Computer Engineering]

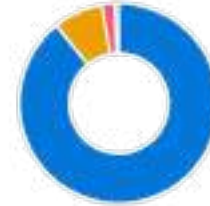
Details : Prof. Mrs. Pranoti Dhairyashil Kale

Total number of response(s) : 62 / 79

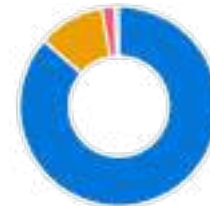
Question	My teacher is punctual to the class			
Answer	Value	No. of response(s)	Response value	Response %
● Yes	2	62	124	100.00
● No	1	0	0	0.00
Performance				100.00



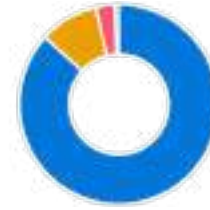
Question	I understand easily what my teacher is teaching			
Answer	Value	No. of response(s)	Response value	Response %
● A	5	53	265	85.48
● B	4	6	24	7.74
● C	3	2	6	1.94
● D	2	1	2	0.65
Performance				95.81



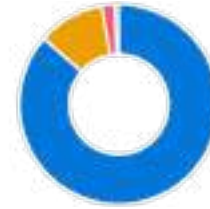
Question	My teacher is well prepared for the class at all classes			
Answer	Value	No. of response(s)	Response value	Response %
● A	5	51	255	82.26
● B	4	8	32	10.32
● C	3	2	6	1.94
● D	2	1	2	0.65
Performance				95.16



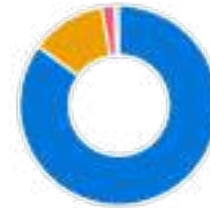
Question	My teacher communicates clearly			
Answer	Value	No. of response(s)	Response value	Response %
● A	5	51	255	82.26
● B	4	7	28	9.03
● C	3	3	9	2.90
● D	2	1	2	0.65
Performance				94.84



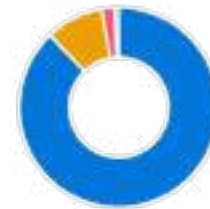
Question	5. My teacher makes good use of examples and illustrations			
Answer	Value	No. of response(s)	Response value	Response %
● A	5	51	255	82.26
● B	4	8	32	10.32
● C	3	2	6	1.94
● D	2	1	2	0.65
Performance				95.16



Question	My teacher completes the syllabus on time during the semester			
Answer	Value	No. of response(s)	Response value	Response %
● A	5	50	250	80.65
● B	4	9	36	11.61
● C	3	2	6	1.94
● D	2	1	2	0.65
Performance				94.84



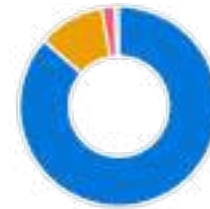
Question	My teacher meets the class regularly			
Answer	Value	No. of response(s)	Response value	Response %
● A	5	52	260	83.87
● B	4	7	28	9.03
● C	3	2	6	1.94
● D	2	1	2	0.65
Performance				95.48



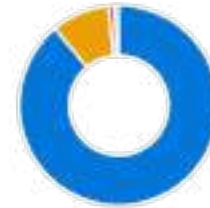
Question	My teacher constantly follows up the regularity of the student			
Answer	Value	No. of response(s)	Response value	Response %
● A	5	50	250	80.65
● B	4	9	36	11.61
● C	3	1	3	0.97
● D	2	2	4	1.29
Performance				94.52



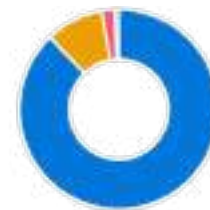
Question	My teacher is helpful to weaker student			
Answer	Value	No. of response(s)	Response value	Response %
● A	5	51	255	82.26
● B	4	8	32	10.32
● C	3	2	6	1.94
● D	2	1	2	0.65
Performance				95.16



Question	My teacher is fair to all students in evaluation/grading			
Answer	Value	No. of response(s)	Response value	Response %
● A	5	53	265	85.48
● B	4	7	28	9.03
● C	3	1	3	0.97
● D	2	1	2	0.65
Performance				96.13



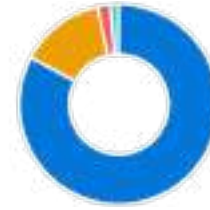
Question	My teacher inspires/motivates me for learning the subject			
Answer	Value	No. of response(s)	Response value	Response %
● A	5	52	260	83.87
● B	4	7	28	9.03
● C	3	2	6	1.94
● D	2	1	2	0.65
Performance				95.48



Question	My teacher is available during practical/lab hours and is helpful			
Answer	Value	No. of response(s)	Response value	Response %
● A	5	52	260	83.87
● B	4	8	32	10.32
● C	3	1	3	0.97
● D	2	1	2	0.65
Performance				95.81



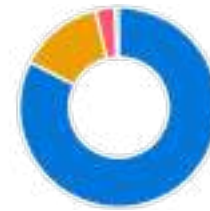
Question	My teacher takes active part in all students co-curricular activities			
Answer	Value	No. of response(s)	Response value	Response %
● A	5	48	240	77.42
● B	4	10	40	12.90
● C	3	2	6	1.94
● D	2	2	4	1.29
Performance				93.55



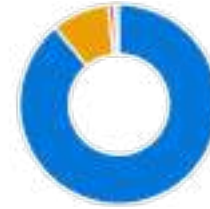
Question	My teacher creates awareness of recent developments in the subjects			
Answer	Value	No. of response(s)	Response value	Response %
● A	5	52	260	83.87
● B	4	8	32	10.32
● C	3	1	3	0.97
● D	2	1	2	0.65
Performance				95.81



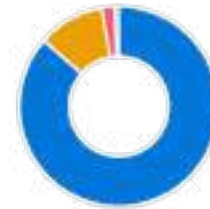
Question	My teacher gives more information about the subject out of textbooks			
Answer	Value	No. of response(s)	Response value	Response %
● A	5	48	240	77.42
● B	4	10	40	12.90
● C	3	3	9	2.90
● D	2	1	2	0.65
Performance				93.87



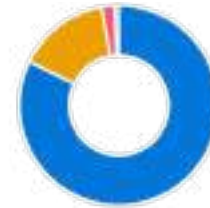
Question	My teacher is holding the attention of the students throughout the class			
Answer	Value	No. of response(s)	Response value	Response %
● A	5	53	265	85.48
● B	4	7	28	9.03
● C	3	1	3	0.97
● D	2	1	2	0.65
Performance				96.13



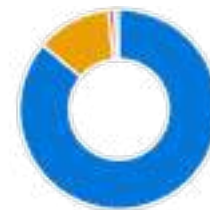
Question	My teacher is encouraging discussions in the class			
Answer	Value	No. of response(s)	Response value	Response %
● A	5	51	255	82.26
● B	4	8	32	10.32
● C	3	2	6	1.94
● D	2	1	2	0.65
Performance				95.16



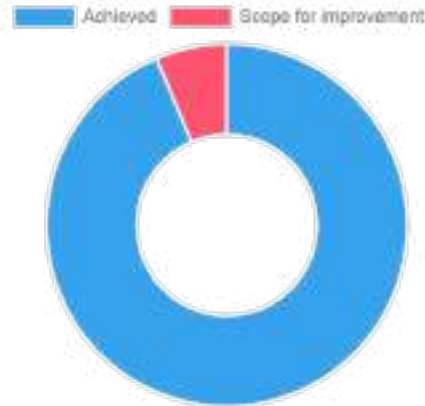
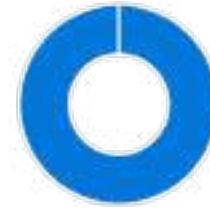
Question	My teacher is giving useful explanation while returning answer papers and assignments			
Answer	Value	No. of response(s)	Response value	Response %
● A	5	48	240	77.42
● B	4	11	44	14.19
● C	3	2	6	1.94
● D	2	1	2	0.65
Performance				94.19



Question	Overall rating of teacher among the teachers of the class			
Answer	Value	No. of response(s)	Response value	Response %
● A	5	51	255	82.26
● B	4	9	36	11.61
● C	3	1	3	0.97
● D	2	1	2	0.65
Performance				95.48



Question	Are You a defaulter?			
Answer	Value	No. of response(s)	Response value	Response %
● Yes	1	37	37	59.68
● No	0	25	0	0.00
Performance				59.68



Achieved 93.61 | Scope for improvement 6.39

Remark

Enter remark for this feedback.



Bharati Vidyapeeth's College of Engineering for Women, Katraj, Dhankawadi, Pune

Feedback Response

Title : BVCOEW-Faculty Feedback A. Y. 2023-24

Academic Year : 2023-24

Class : BE DIV II - Sem II [Electronics and Telecommunication Engg]

Details : Suvarna Chorage

Student Name : AISHWARYA KOPULWAR

Student Roll.No : 41203

Question	My teacher is punctual to the class
<input checked="" type="radio"/>	Yes
<input type="radio"/>	No
Question	I understand easily what my teacher is teaching
<input checked="" type="radio"/>	A
<input type="radio"/>	B
<input type="radio"/>	C
<input type="radio"/>	D
Question	My teacher is well prepared for the class at all classes
<input checked="" type="radio"/>	A
<input type="radio"/>	B
<input type="radio"/>	C
<input type="radio"/>	D
Question	My teacher communicates clearly
<input checked="" type="radio"/>	A
<input type="radio"/>	B
<input type="radio"/>	C
<input type="radio"/>	D
Question	5. My teacher makes good use of examples and illustrations
<input checked="" type="radio"/>	A
<input type="radio"/>	B
<input type="radio"/>	C
<input type="radio"/>	D
Question	My teacher completes the syllabus on time during the semester
<input checked="" type="radio"/>	A
<input type="radio"/>	B
<input type="radio"/>	C
<input type="radio"/>	D
Question	My teacher meets the class regularly
<input checked="" type="radio"/>	A
<input type="radio"/>	B
<input type="radio"/>	C
<input type="radio"/>	D
Question	My teacher constantly follows up the regularity of the student
<input checked="" type="radio"/>	A
<input type="radio"/>	B
<input type="radio"/>	C
<input type="radio"/>	D
Question	My teacher is helpful to weaker student
<input checked="" type="radio"/>	A
<input type="radio"/>	B
<input type="radio"/>	C
<input type="radio"/>	D
Question	My teacher is fair to all students in evaluation/grading
<input checked="" type="radio"/>	A
<input type="radio"/>	B
<input type="radio"/>	C
<input type="radio"/>	D

Question	My teacher inspires/motivates me for learning the subject
<input checked="" type="radio"/>	A
<input type="radio"/>	B
<input type="radio"/>	C
<input type="radio"/>	D
Question	My teacher is available during practical/lab hours and is helpful
<input checked="" type="radio"/>	A
<input type="radio"/>	B
<input type="radio"/>	C
<input type="radio"/>	D
Question	My teacher takes active part in all students co-curricular activities
<input checked="" type="radio"/>	A
<input type="radio"/>	B
<input type="radio"/>	C
<input type="radio"/>	D
Question	My teacher creates awareness of recent developments in the subjects
<input checked="" type="radio"/>	A
<input type="radio"/>	B
<input type="radio"/>	C
<input type="radio"/>	D
Question	My teacher gives more information about the subject out of textbooks
<input checked="" type="radio"/>	A
<input type="radio"/>	B
<input type="radio"/>	C
<input type="radio"/>	D
Question	My teacher is holding the attention of the students throughout the class
<input checked="" type="radio"/>	A
<input type="radio"/>	B
<input type="radio"/>	C
<input type="radio"/>	D
Question	My teacher is encouraging discussions in the class
<input checked="" type="radio"/>	A
<input type="radio"/>	B
<input type="radio"/>	C
<input type="radio"/>	D
Question	My teacher is giving useful explanation while returning answer papers and assignments
<input checked="" type="radio"/>	A
<input type="radio"/>	B
<input type="radio"/>	C
<input type="radio"/>	D
Question	Overall rating of teacher among the teachers of the class
<input checked="" type="radio"/>	A
<input type="radio"/>	B
<input type="radio"/>	C
<input type="radio"/>	D
Question	Overall Impression/Remark
Best teacher ever	
Question	Are You a defaulter?
<input type="radio"/>	Yes
<input checked="" type="radio"/>	No



Bharati Vidyapeeth's College of Engineering for Women, Katraj, Dhankawadi, Pune

Feedback Analysis

Title : BVCOEW-Faculty Feedback A. Y. 2023-24

Academic Year : 2023-24

Class : BE DIV II - Sem II [Electronics and Telecommunication Engg]

Details : Suvarna Chorage

Total number of response(s) : 60 / 66

Question	My teacher is punctual to the class			
Answer	Value	No. of response(s)	Response value	Response %
Yes	2	58	116	96.67
No	1	2	2	1.67
Performance				98.33



Question	I understand easily what my teacher is teaching			
Answer	Value	No. of response(s)	Response value	Response %
A	5	53	265	88.33
B	4	6	24	8.00
C	3	1	3	1.00
D	2	0	0	0.00
Performance				97.33



Question	My teacher is well prepared for the class at all classes			
Answer	Value	No. of response(s)	Response value	Response %
A	5	55	275	91.67
B	4	4	16	5.33
C	3	0	0	0.00
D	2	1	2	0.67
Performance				97.67



Question	My teacher communicates clearly			
Answer	Value	No. of response(s)	Response value	Response %
A	5	52	260	86.67
B	4	7	28	9.33
C	3	1	3	1.00
D	2	0	0	0.00
Performance				97.00



Question	5. My teacher makes good use of examples and illustrations			
Answer	Value	No. of response(s)	Response value	Response %
A	5	53	265	88.33
B	4	5	20	6.67
C	3	1	3	1.00
D	2	1	2	0.67
Performance				96.67



Question	My teacher completes the syllabus on time during the semester			
Answer	Value	No. of response(s)	Response value	Response %
A	5	50	250	83.33
B	4	9	36	12.00
C	3	0	0	0.00
D	2	1	2	0.67
Performance				96.00



Question	My teacher meets the class regularly			
Answer	Value	No. of response(s)	Response value	Response %
<input checked="" type="radio"/> A	5	52	260	86.67
<input type="radio"/> B	4	7	28	9.33
<input type="radio"/> C	3	0	0	0.00
<input type="radio"/> D	2	1	2	0.67
Performance				96.67



Question	My teacher constantly follows up the regularity of the student			
Answer	Value	No. of response(s)	Response value	Response %
<input checked="" type="radio"/> A	5	52	260	86.67
<input type="radio"/> B	4	7	28	9.33
<input type="radio"/> C	3	1	3	1.00
<input type="radio"/> D	2	0	0	0.00
Performance				97.00



Question	My teacher is helpful to weaker student			
Answer	Value	No. of response(s)	Response value	Response %
<input checked="" type="radio"/> A	5	50	250	83.33
<input type="radio"/> B	4	10	40	13.33
<input type="radio"/> C	3	0	0	0.00
<input type="radio"/> D	2	0	0	0.00
Performance				96.67



Question	My teacher is fair to all students in evaluation/grading			
Answer	Value	No. of response(s)	Response value	Response %
<input checked="" type="radio"/> A	5	52	260	86.67
<input type="radio"/> B	4	7	28	9.33
<input type="radio"/> C	3	0	0	0.00
<input type="radio"/> D	2	1	2	0.67
Performance				96.67



Question	My teacher inspires/motivates me for learning the subject			
Answer	Value	No. of response(s)	Response value	Response %
<input checked="" type="radio"/> A	5	53	265	88.33
<input type="radio"/> B	4	6	24	8.00
<input type="radio"/> C	3	0	0	0.00
<input type="radio"/> D	2	1	2	0.67
Performance				97.00



Question	My teacher is available during practical/lab hours and is helpful			
Answer	Value	No. of response(s)	Response value	Response %
<input checked="" type="radio"/> A	5	50	250	83.33
<input type="radio"/> B	4	9	36	12.00
<input type="radio"/> C	3	0	0	0.00
<input type="radio"/> D	2	1	2	0.67
Performance				96.00



Question	My teacher takes active part in all students co-curricular activities			
Answer	Value	No. of response(s)	Response value	Response %
<input checked="" type="radio"/> A	5	46	230	76.67
<input type="radio"/> B	4	11	44	14.67
<input type="radio"/> C	3	1	3	1.00
<input type="radio"/> D	2	2	4	1.33
Performance				93.67



Question	My teacher creates awareness of recent developments in the subjects			
Answer	Value	No. of response(s)	Response value	Response %
<input checked="" type="radio"/> A	5	50	250	83.33
<input type="radio"/> B	4	8	32	10.67
<input type="radio"/> C	3	2	6	2.00
<input type="radio"/> D	2	0	0	0.00
Performance				96.00



Question	My teacher gives more information about the subject out of textbooks			
Answer	Value	No. of response(s)	Response value	Response %
● A	5	50	250	83.33
● B	4	9	36	12.00
● C	3	0	0	0.00
● D	2	1	2	0.67
Performance				96.00



Question	My teacher is holding the attention of the students throughout the class			
Answer	Value	No. of response(s)	Response value	Response %
● A	5	53	265	88.33
● B	4	6	24	8.00
● C	3	0	0	0.00
● D	2	1	2	0.67
Performance				97.00



Question	My teacher is encouraging discussions in the class			
Answer	Value	No. of response(s)	Response value	Response %
● A	5	49	245	81.67
● B	4	10	40	13.33
● C	3	1	3	1.00
● D	2	0	0	0.00
Performance				96.00



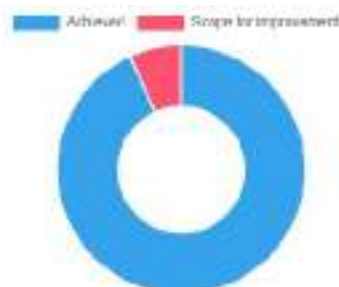
Question	My teacher is giving useful explanation while returning answer papers and assignments			
Answer	Value	No. of response(s)	Response value	Response %
● A	5	53	265	88.33
● B	4	7	28	9.33
● C	3	0	0	0.00
● D	2	0	0	0.00
Performance				97.67



Question	Overall rating of teacher among the teachers of the class			
Answer	Value	No. of response(s)	Response value	Response %
● A	5	53	265	88.33
● B	4	6	24	8.00
● C	3	0	0	0.00
● D	2	1	2	0.67
Performance				97.00



Question	Are You a defaulter?			
Answer	Value	No. of response(s)	Response value	Response %
● Yes	1	17	17	28.33
● No	0	43	0	0.00
Performance				28.33



Achieved 93.23 | Scope for improvement 6.77

Remark

Enter remark for this feedback.



Bharati Vidyapeeth's College of Engineering for Women, Katraj, Dhankawadi, Pune

Feedback Analysis

Title : Alumni Meet 2023

Academic Year : 2023-24

Question	Name of the Alumni

Question	Department
<input type="radio"/>	Electronics and Telecommunication Engineering
<input type="radio"/>	Computer Engineering
<input type="radio"/>	Information Technology

Question	Passout Batch

Question	Do you Feel Proud to be associated with BVCOEW as an Alumna ?
<input type="radio"/>	Yes
<input type="radio"/>	No

Question	Are you willing to contribute to the development of your Alma Matter ?
<input type="radio"/>	Yes
<input type="radio"/>	No

Question	Were your grievances properly handled when you were a student ?
<input type="radio"/>	Yes
<input type="radio"/>	No

Question	How do you rate development activities organised by college for your overall development ?(A: Highly Efficient ; B: Efficient C: Satisfactory D: Below Satisfaction)
<input type="radio"/>	A
<input type="radio"/>	B
<input type="radio"/>	C
<input type="radio"/>	D

Question	Rate the Laboratories and Equipments as they were during your span as a student in BVCOEW.(A: Highly Efficient ; B: Efficient C: Satisfactory D: Below Satisfaction)
<input type="radio"/>	A
<input type="radio"/>	B
<input type="radio"/>	C
<input type="radio"/>	D

Question	Rate the Library Facility as they were during your span as a student at BVCOEW.(A: Highly Efficient ; B: Efficient C: Satisfactory D: Below Satisfaction)
<input type="radio"/>	A
<input type="radio"/>	B
<input type="radio"/>	C
<input type="radio"/>	D

Question	Rate the Computer Facility as they were during your span as a student at BVCOEW.(A: Highly Efficient ; B: Efficient C: Satisfactory D: Below Satisfaction)
<input type="radio"/>	A
<input type="radio"/>	B
<input type="radio"/>	C
<input type="radio"/>	D

Question	Rate the Internet and Wilfi Facility as they were during your span as a student at BVCOEW.(A: Highly Efficient ; B: Efficient C: Satisfactory D: Below Satisfaction)
<input type="radio"/>	A
<input type="radio"/>	B
<input type="radio"/>	C
<input type="radio"/>	D

Question	Have you obtained sufficient technical know- how in theory and practical at BVCOEW ?
<input type="radio"/>	Yes
<input type="radio"/>	No

Question	Is the Education impared useful and relevant in your present Job?
<input type="radio"/>	Yes
<input type="radio"/>	No

Question	Rate the Industry Oriented Projects (an academic initiative) taken by BVCOEW to improve technical knowledge of students.
<input type="radio"/>	A
<input type="radio"/>	B
<input type="radio"/>	C
<input type="radio"/>	D

Question	Rate the seminars and workshops (an academic initiative) taken by BVCOEW to improve technical knowledge of students.
<input type="radio"/>	A
<input type="radio"/>	B
<input type="radio"/>	C
<input type="radio"/>	D

Question	Rate the Special Training sessions for bridging Industry Gap (an academic initiative) taken by BVCOEW to improve technical knowledge of students.
<input type="radio"/>	A
<input type="radio"/>	B
<input type="radio"/>	C
<input type="radio"/>	D

Question	Have you ever been appreciated by your Company ? If Yes, Please share details.

Question	Have you ever been appreciated by Faculty at BVCOEW ? If Yes, Please share details.

Question	Have you ever been appreciated by your Peers ? If Yes, Please share details.

Question	Have you made any significant achievement as a student at BVCOEW. If Yes, Please share details

Question	Have you made any significant achievement as a employee of your organisation. If Yes, Please share details

Question	Suggestions for Improvement for your Department.

Question	Suggestions for Improvement for Institution and areas in which you can contribute as an alumni.

Question	Most memorable moment in the college

Question	Are you aware about the vission and mission of Institute ?
<input type="radio"/>	Yes
<input type="radio"/>	No

Question	Have you contributed for framing the vission and mission of institute or department ?

Question	List the competencies developed at the institute .(For eg: Skills such as soft skills ,technical know how etc.)

Question	Kindly give suggestions for active functioning of Alumni Association.



Bharati Vidyapeeth's College of Engineering for Women, Katraj, Dhankawadi, Pune

Feedback Analysis

Title : Alumni Meet 2023

Academic Year : 2023-24

Total number of response(s) : 163

Question	Department			
Answer	Value	No. of response(s)	Response value	Response %
● Electronics and Telecommunication Engineering	5	24	120	14.91
● Computer Engineering	4	112	448	69.57
● Information Technology	3	25	75	15.53
Performance				79.88



Question	Do you Feel Proud to be associated with BVCOEW as an Alumna ?			
Answer	Value	No. of response(s)	Response value	Response %
● Yes	5	161	805	100.00
● No	4	0	0	0.00
Performance				100.00



Question	Are you willing to contribute to the development of your Alma Matter ?			
Answer	Value	No. of response(s)	Response value	Response %
● Yes	5	144	720	89.44
● No	4	17	68	10.56
Performance				97.89



Question	Were your grievances properly handled when you were a student ?			
Answer	Value	No. of response(s)	Response value	Response %
● Yes	5	155	775	96.27
● No	4	6	24	3.73
Performance				99.25



Question	How do you rate development activities organised by college for your overall development ? (A: Highly Efficient ; B: Efficient C: Satisfactory D: Below Satisfaction)			
Answer	Value	No. of response(s)	Response value	Response %
● A	5	80	400	49.69
● B	4	54	216	33.54
● C	3	27	81	16.77
● D	2	0	0	0.00
Performance				86.58



Question	Rate the Laboratories and Equipments as they were during your span as a student in BVCOEW.(A: Highly Efficient ; B: Efficient C: Satisfactory D: Below Satisfaction)			
Answer	Value	No. of response(s)	Response value	Response %
● A	5	83	415	51.55
● B	4	51	204	31.68
● C	3	26	78	16.15
● D	2	1	2	0.62
Performance				86.83



Question	Rate the Library Facility as they were during your span as a student at BVCOEW.(A: Highly Efficient ; B: Efficient C: Satisfactory D: Below Satisfaction)			
Answer	Value	No. of response(s)	Response value	Response %
<input checked="" type="radio"/> A	5	81	405	50.31
<input type="radio"/> B	4	50	200	31.06
<input type="radio"/> C	3	29	87	18.01
<input type="radio"/> D	2	1	2	0.62
Performance				86.21



Question	Rate the Computer Facility as they were during your span as a student at BVCOEW.(A: Highly Efficient ; B: Efficient C: Satisfactory D: Below Satisfaction)			
Answer	Value	No. of response(s)	Response value	Response %
<input checked="" type="radio"/> A	5	88	440	54.66
<input type="radio"/> B	4	51	204	31.68
<input type="radio"/> C	3	21	63	13.04
<input type="radio"/> D	2	1	2	0.62
Performance				88.07



Question	Rate the Internet and Wilfi Facility as they were during your span as a student at BVCOEW.(A: Highly Efficient ; B: Efficient C: Satisfactory D: Below Satisfaction)			
Answer	Value	No. of response(s)	Response value	Response %
<input checked="" type="radio"/> A	5	74	370	45.96
<input type="radio"/> B	4	40	160	24.84
<input type="radio"/> C	3	31	93	19.25
<input type="radio"/> D	2	16	32	9.94
Performance				81.37



Question	Have you obtained sufficient technical know- how in theory and practical at BVCOEW ?			
Answer	Value	No. of response(s)	Response value	Response %
<input checked="" type="radio"/> Yes	5	160	800	99.38
<input type="radio"/> No	4	1	4	0.62
Performance				99.88



Question	Is the Education imparred useful and relevant in your present Job?			
Answer	Value	No. of response(s)	Response value	Response %
<input checked="" type="radio"/> Yes	5	148	740	91.93
<input type="radio"/> No	4	13	52	8.07
Performance				98.39



Question	Rate the Industry Oriented Projects (an academic initiative) taken by BVCOEW to improve technical knowledge of students.			
Answer	Value	No. of response(s)	Response value	Response %
<input checked="" type="radio"/> A	5	88	440	54.66
<input type="radio"/> B	4	48	192	29.81
<input type="radio"/> C	3	24	72	14.91
<input type="radio"/> D	2	1	2	0.62
Performance				87.70

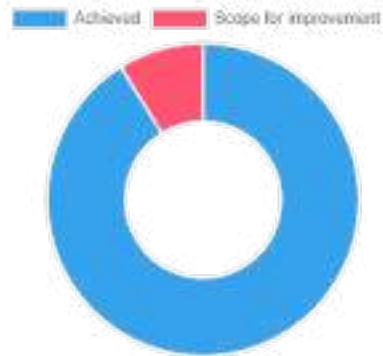


Question	Rate the seminars and workshops (an academic initiative) taken by BVCOEW to improve technical knowledge of students.			
Answer	Value	No. of response(s)	Response value	Response %
<input checked="" type="radio"/> A	5	90	450	55.90
<input type="radio"/> B	4	46	184	28.57
<input type="radio"/> C	3	23	69	14.29
<input type="radio"/> D	2	2	4	1.24
Performance				87.83



Question	Rate the Special Training sessions for bridging Industry Gap (an academic initiative) taken by BVCOEW to improve technical knowledge of students.			
Answer	Value	No. of response(s)	Response value	Response %
● A	5	89	445	55.28
● B	4	52	208	32.30
● C	3	17	51	10.56
● D	2	3	6	1.86
Performance				88.20

Question	Are you aware about the vission and mission of Institute ?			
Answer	Value	No. of response(s)	Response value	Response %
● Yes	5	154	770	95.65
● No	4	7	28	4.35
Performance				99.13



Achieved 91 | Scope for improvement 9

Interpretation and Action Taken

Enter interpretation and action taken for this feedback.